

Cover Sheet	1
Block Diagram	2
Clock Distribution	3
Power Delivery Map	4
Power On Sequence	5
Reset Map	6
GPIO/IRQ TABLE	7
CPU	8-13
DDR3:CHA	14-15
DDR3:CHB	16-17
PCIE X16 SLOT	18
CLOCK GEN	19
PCH	20-28
SATA CONNECTOR	29
FRONT USB HEADER	30-31
USB-3:Rear_USBX2	32
PCIE X1 SLOT	33
PCI SLOT	34
35.LAN-1:BCM57788	35
LAN:CONNECTOR WITH USB	36
AUDIO:ALC887	37-38
SIO:IT8721F	39
SIO-2:HW M/IR	40
FAN	41
ATX/FP/BUZ	42
SPI	43
XDP	44
HDMI	45
VGA	46
Blank	47
POWER SEQUENCE	48-49
POWER:LINEAR POWER REGULATOR	50-51
POWER:SWITCH POWER REGULATOR	52-54
EMI	55
CHANGE LIST	56

Skywalker uATX EVT


CPU:
Intel Clarkdale processors in LGA1156 Package

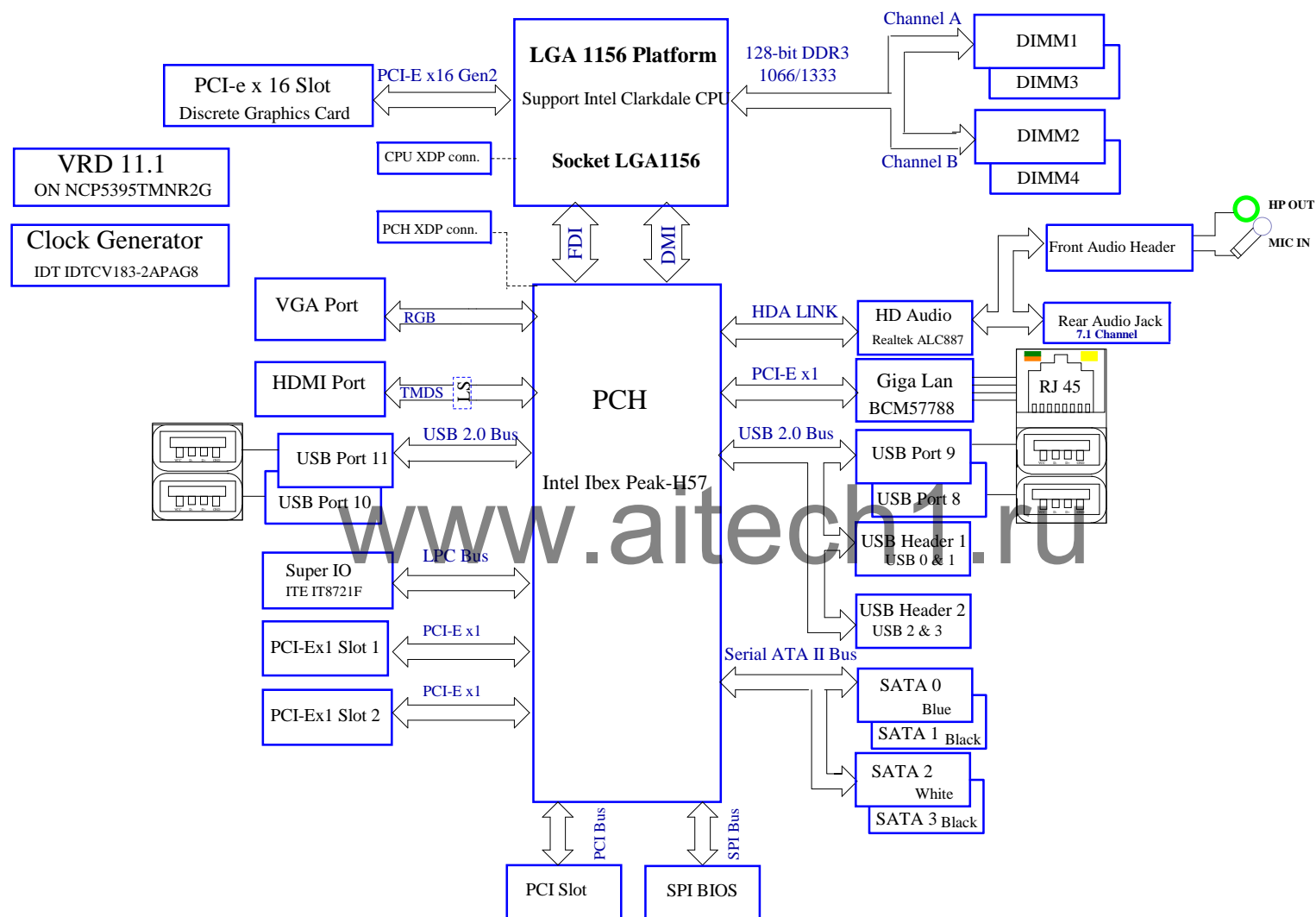
System Chipset:
Intel Ibex Peak_H57

Main Memory:
Dual Channel / DDR-III * 4 (Max 8GB)

On Board Device:
Clock Generator :IDTCV183(TSSOP64)
Super I/O:IT8721F
BIOS:SPI Flash ROM(64Mb w/Braidwood/16Mb w/o Braidwood)
GLAN:BCM57788
HDA Codec:ALC887

Expansion Slots:
PCI EXPRESS 16X SLOT *1
PCI EXPRESS 1X SLOT *2
PCI SLOT * 1

			
FOXCONN PCEG			
Title Cover Sheet			
Size A3	Document Number Skywalker	Rev EVT	
Date: Thursday, September 24, 2009 Sheet 1 of 56			

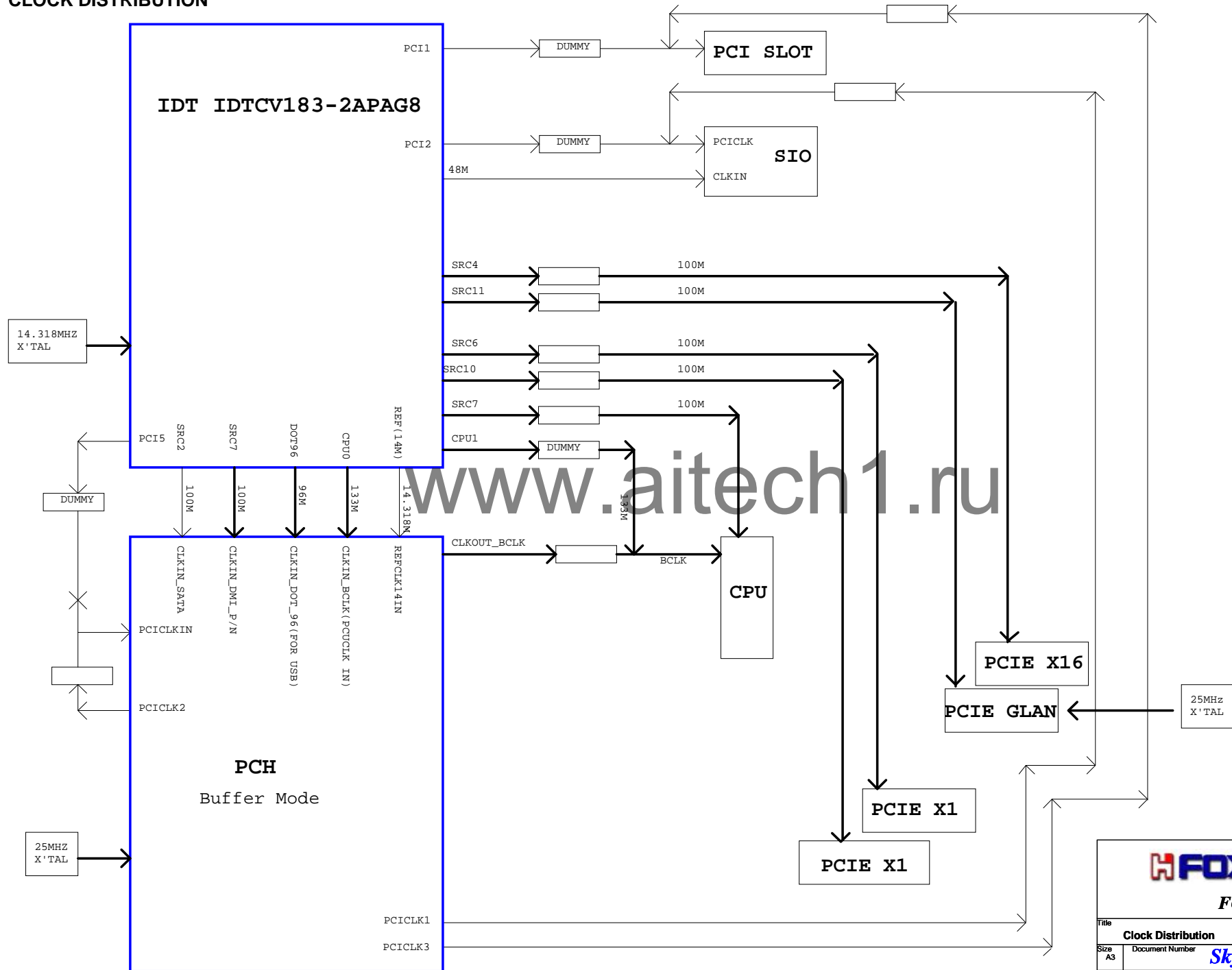


FOXCONN®

FOXCONN PCEG

Block Diagram			
Size	Document Number	Rev	
A2	Skywalker	EVT	
Date	Thursday, September 24, 2009	Print	2 of 55

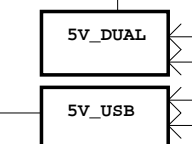
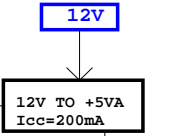
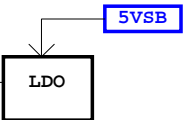
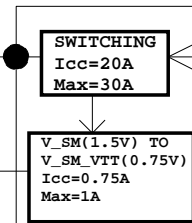
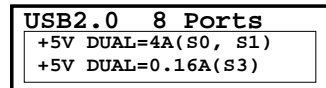
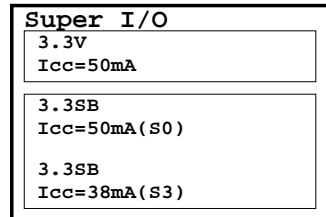
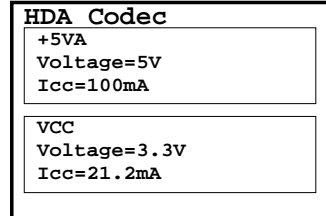
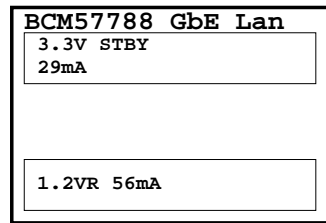
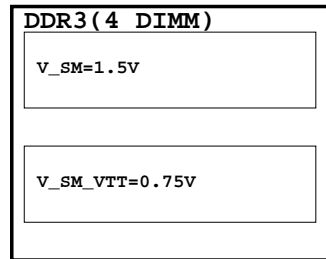
CLOCK DISTRIBUTION



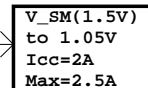
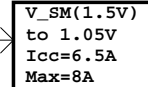
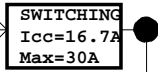
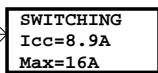
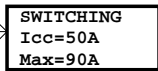
FOXCONN PCEG

Title Clock Distribution		
Size A3	Document Number Skywalker	Rev EVT
Date: Thursday, September 24, 2009	Sheet 3	of 56

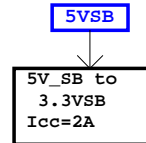
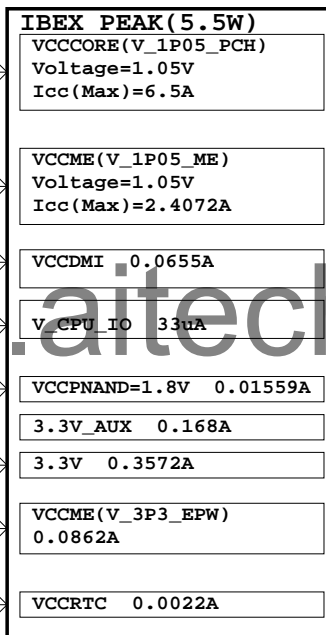

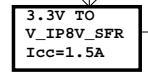
POWER DELIVERY MAP



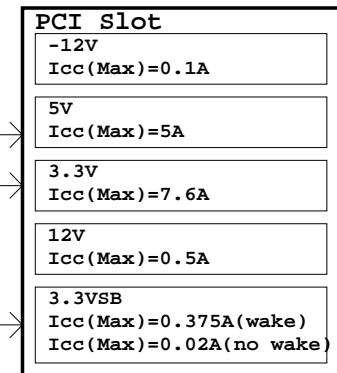
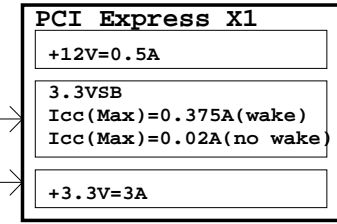
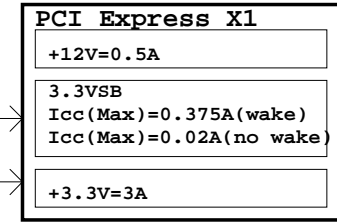
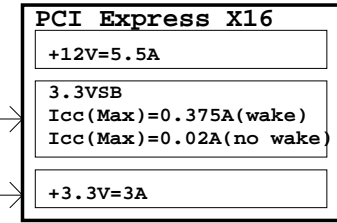
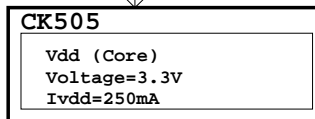
12V(4PIN)



3.3V



3.3V



12V

-12V

5V

www.aitech1.ru



FOXCONN PCEG

Title Power Delivery Map			
Size A3	Document Number Skywalker	Rev EVT	
Date: Thursday, September 24, 2009	Sheet 4	of 56	

Dual power control table

	S0	S3	S4	S5	
SLP_S3#	1	0	0	0	
SLP_S4#	1	1	0	0	
SLP_S5#	1	1	1	0	
ATX_PWRGD	1	0	0	0	
BACKFEED_CUT#	0	1	1	1	
H_DRAMPWRGD	1	1	0	0	
LATHED_BACKFEED_CUT#	0	1	0	0	
V_3P3_PCIVAUX	3D3V_SYS	3D3V_AUX	3D3V_AUX	3D3V_AUX	S_1_WATT_CTRL_1= Low
V_3P3_PCIVAUX	3D3V_SYS	3D3V_AUX	0V	0V	S_1_WATT_CTRL_1= High
5V_Dual /Latch	5V_SYS	5VSB_SYS	0V	0V	S_1_WATT_CTRL_2= Low
5V_Dual /Latch	5V_SYS	5VSB_SYS	0V	0V	S_1_WATT_CTRL_2= High
5V_Dual /Backfeed	5V_SYS	5VSB_SYS	5VSB_SYS	5VSB_SYS	S_1_WATT_CTRL_2= Low
5V_Dual /Backfeed	5V_SYS	5VSB_SYS	0V	0V	S_1_WATT_CTRL_2= High



FOXCONN PCEG

Title

Dual power control table

Size
A4

Document Number

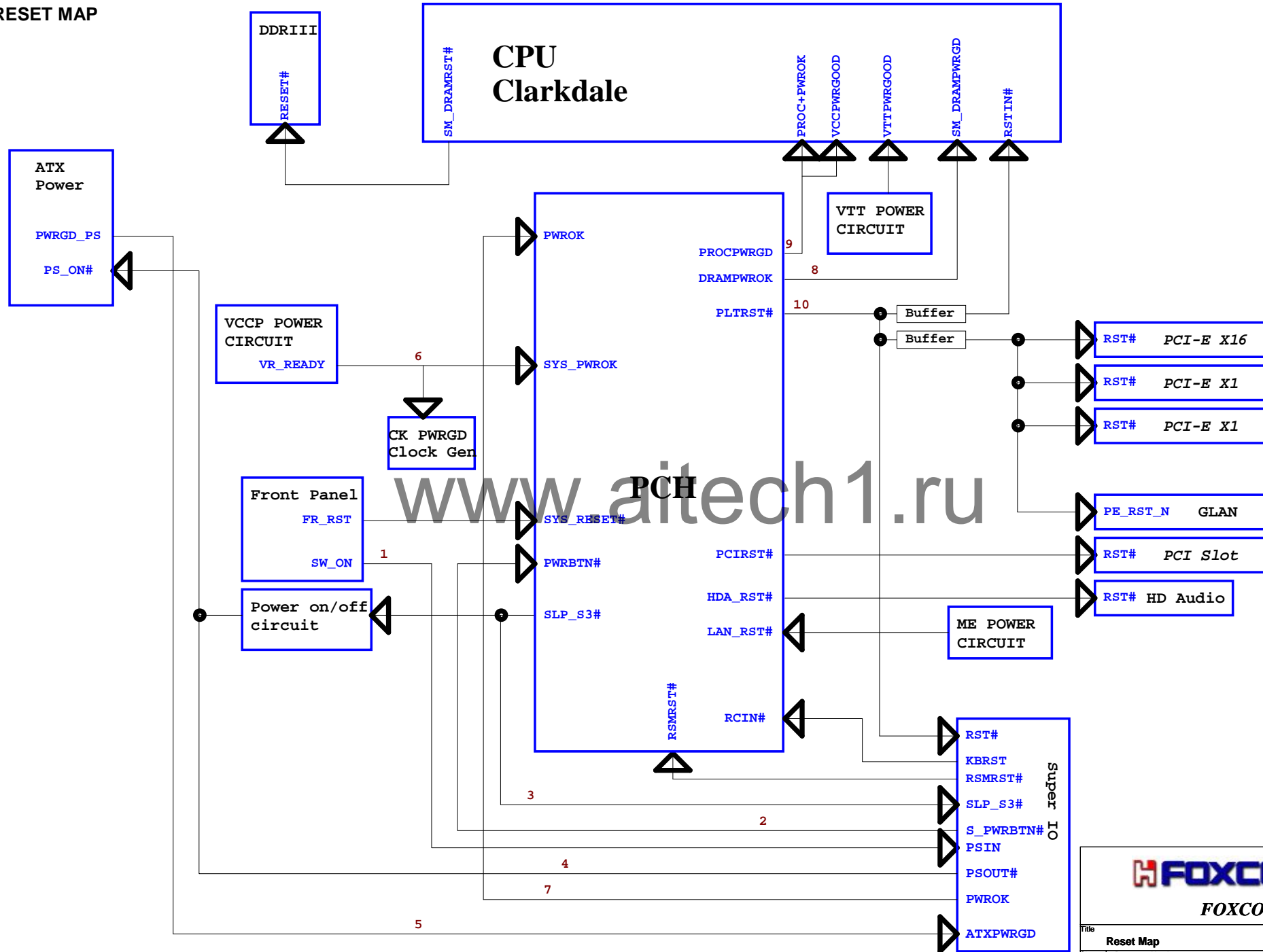
Skywalker

Rev
EVT

Date: Thursday, September 24, 2009

Sheet 5 of 56

RESET MAP



FOXCONN PCEG

Title Reset Map		
Size A3	Document Number Skywalker	Rev EVT
Date: Thursday, September 24, 2009	Sheet 6	of 56

PCH GPIO Summary

Name	Power Well	Type	Default	Description
GPIO0	3.3V	I/O	GPI	A_FP_AUDIO_PRESENCE#
GPIO1	3.3V	I/O	GPI	Unused(pull up)
GPIO2	5V	I/OD	GPI	PIRQE#
GPIO3	5V	I/OD	GPI	PIRQF#
GPIO4	5V	I/OD	GPI	PIRQG#
GPIO5	5V	I/OD	GPI	PIRQH#
GPIO6	3.3V	I/O	GPI	PULL UP TO 3.3V_SYS
GPIO7	3.3V	I/O	GPI	Unused(pull up)
GPIO8	3.3V_SB	I/O	GPO	IGC_EN
GPIO9	3.3V_SB	I/O	Native	OC5#
GPIO10	3.3V_SB	I/O	Native	OC6#
GPIO11	3.3V_SB	I/O	Native	PULL UP TO 3.3V_AUX
GPIO12	3.3V_SB	I/O	GPI	LAN_DISABLE#
GPIO13	3.3V_SB	I/O	GPI	IO_PME#
GPIO14	3.3V_SB	I/O	Native	OC7#
GPIO15	3.3V_SB	I/O	GPO	PULL UP TO 3.3V_AUX
GPIO16	3.3V	I/O	GPI	PULL UP TO 3.3V_AUX
GPIO17	3.3V	I/O	GPI	Unused(pull up)
GPIO18	3.3V	I/O	Native	PULL UP TO 3.3V_SYS
GPIO19	3.3V	I/O	GPI	USB_DETECT2
GPIO20	3.3V	I/O	Native	PULL UP TO 3.3V_SYS
GPIO21	3.3V	I/O	GPI	USB_DETECT1
GPIO22	3.3V	I/O	GPI	PCH_CONFIG_JUMPER
GPIO23	3.3V	I/O	Native	Unused(pull-up)
GPIO24	3.3V_SB	I/O	GPO	FP_DETECT
GPIO25	3.3V_SB	I/O	Native	1_WATT_CTRL_1
GPIO26	3.3V_SB	I/O	Native	Unused(pull-up)
GPIO27	3.3V_SB	I/O	GPO	Pull up to 3.3V_AUX
GPIO28	3.3V_SB	I/O	GPO	S_PCH_GP28_PU & H_SKTOCC_R_#
GPIO29	3.3V_SB	I/O	GPI	Unused
GPIO30	3.3V_SB	I/O	GPI	S_SUS_PWR_ACK
GPIO31	3.3V_SB	I/O	GPI	FVS
GPIO32	3.3V	I/O	GPO	Unused
GPIO33	3.3V	I/O	GPO	OP_ENABLE
GPIO34	3.3V	I/O	GPI	USB_DETECT4
GPIO35	3.3V	I/O	GPO	USB_DETECT3
GPIO36	3.3V	I/O	GPI	PULL UP TO 3.3V
GPIO37	3.3V	I/O	GPI	BOARD ID-1: DEFAULT PULL UP
GPIO38	3.3V	I/O	GPI	MFG MODE
GPIO39	3.3V	I/O	GPI	BOARD ID-0: DEFAULT PULL UP
GPIO40	3.3V_SB	I/O	Native	OC1#
GPIO41	3.3V_SB	I/O	Native	OC2#
GPIO42	3.3V_SB	I/O	Native	OC3#
GPIO43	3.3V_SB	I/O	Native	OC4#
GPIO44	3.3V_SB	I/O	Native	PULL UP TO 3.3V_AUX
GPIO45	3.3V_SB	I/O	Native	PULL UP TO 3.3V_AUX
GPIO46	3.3V_SB	I/O	Native	Unused(Pull-dwon)
GPIO47	3.3V_SB	I/O	Native	Unused(Pull-dwon)
GPIO48	3.3V	I/O	GPI	PSWD_CLR
GPIO49	3.3V	I/O	GPI	USB_DETECT5
GPIO50	5V	I/O	Native	REQ_1#
GPIO51	3.3V	I/O	Native	GNT1#
GPIO52	5V	I/O	Native	PULL UP TO 3.3V
GPIO53	3.3V	I/O	Native	Unused(Pull-dwon)
GPIO54	5V	I/O	Native	PULL UP TO 3.3V
GPIO55	3.3V	I/O	Native	Unused(Pull-dwon)
GPIO56	3.3V_SB	I/O	Native	PULL UP TO 3.3V_AUX
GPIO57	3.3V_SB	I/O	GPI	TPM_PHY_PRESENT
GPIO58	3.3V_SB	I/O	Native	PULL UP TO 3.3V_AUX
GPIO59	3.3V_SB	I/O	Native	OC0#
GPIO60	3.3V_SB	I/O	Native	PULL UP TO 3.3V_AUX
GPIO61	3.3V_SB	I/O	Native	LLED_GP29
GPIO62	3.3V_SB	I/O	Native	Unused
GPIO63	3.3V_SB	I/O	Native	Unused
GPIO64	3.3V	I/O	Native	Unused
GPIO65	3.3V	I/O	Native	Unused
GPIO66	3.3V	I/O	Native	Unused
GPIO67	3.3V	I/O	Native	Unused
GPIO72	3.3V_SB	I/O	Native	S_1_WATT_CTRL_2
GPIO73	3.3V_SB	I/O	Native	PULL UP TO 3.3V_AUX
GPIO74	3.3V_SB	I/O	Native	MFG_MODE#
GPIO75	3.3V_SB	I/O	Native	PULL UP TO 3.3V_AUX


SIO ITE8721F GPIO Summary

Name	Power Well	Type	Description
GPIO10	5V_SB_SYS	I/O	unused
GPIO11	5V_SYS	I/O	unused
GPIO12	5V_SYS	I/O	unused
GPIO13	5V_SYS	I/O	SIO_PWRGD
GPIO14	5V_SYS	I/O	unused
GPIO15	5V_SYS	I/O	pull up
GPIO16	5V_SYS	I/O	unused
GPIO17	5V_SYS	I/O	unused
GPIO20	5V_SYS	I/O	unused
GPIO21	5V_SYS	I/O	unused
GPIO22	5V_SYS	I/O	unused
GPIO23	5V_SYS	I/O	unused
GPIO24	5V_SYS	I/O	unused
GPIO25	5V_SYS	I/O	unused
GPIO26	5V_SYS	I/O	unused
GPIO27	5V_SYS	I/O	unused
GPIO30	5V_SYS	I/O	unused
GPIO31	5V_SYS	I/O	unused
GPIO32	5V_SYS	I/O	unused
GPIO33	5V_SYS	I/O	unused
GPIO[35:34]	5V_SYS	I/O	unused
GPIO36	5V_SYS	I/O	unused
GPIO37	5V_SYS	I/O	unused
GPIO40	5V_SB_SYS	I/O	QRT_WHITE_HDR
GPIO41	5V_SB_SYS	I/O	unused
GPIO42	5V_SB_SYS	I/O	PS_ON#
GPIO43	5V_SB_SYS	I/O	PBTN_SIO
GPIO44	5V_SB_SYS	I/O	PWRBTN#
GPIO46	5V_SB_SYS	I/O	GPIO_AMBER_HDR
GPIO47	5V_SYS	I/O	unused
GPIO50	5V_SYS	I/O	unused
GPIO51	5V_SYS	I/O	SYS_FAN_CTRL1
GPIO52	5V_SYS	I/O	SYS_FAN_TACH1
GPIO53	5V_SB_SYS	I/O	unused
GPIO54	5V_SB_SYS	I/O	L_PME#
GPIO55	5V_SB_SYS	I/O	O_RSMRST#
GPIO[57:56]	5V_SB_SYS	I/O	2.2K Pull up 5V_SB_SYS
GPIO[61:60]	5V_SB_SYS	I/O	2.2K Pull up 5V_SB_SYS
GPIO62	5V_SYS	I/O	KBRST#
GPIO[67:63]	5V_SYS	I/O	unused
GPIO[77:70]	5V_SYS	I/O	unused
GPIO[87:80]	5V_SYS	I/O	unused



FOXCONN PCEG

Title		
GPIO/IRQ/IDSEL Table		
Size	Document Number	Rev
C	Skywalker	EVT
Date: Thursday, September 24, 2009 Sheet 7 of 58		



CFG	H	L	DESCRIPTION
0	SEE PEG CONFIG TABLE		PEG SEL0
1	RSVD		PEG SEL1
2	RSVD		PEG SEL2
3	NORM		
4	DISABLE	REVERSAL	PEG LANE REVERSAL
5	RSVD	ENABLE	DP PRESENCE
6	RSVD		
7	RSVD		ENGINEERING EXPERIMENT
15	RSVD		

CFG[0..5]	HAVE	INTERNAL	PULL-UP
-----------	------	----------	---------

PEG CONFIG TABLE			
SEL2	SEL1	SEL0	PCIE CONFIG
1	1	1	1x16
1	1	0	2x8

WW40:CFG[7] should not be pulled down

	FUNCTION	DEFAULT
VID0	MSI0	
VID1	MSI1	
VID2	MSI2	
VID3	IMON CONFIG0	
VID4	IMON CONFIG1	
VID5	IMON CONFIG2	
VID6	RESERVED	
VID7	VRD SELECT	LOW
DS1#	RESERVED	LOW




FOXCONN PCEG


Title **CPU-1:MISC**

Size A3 Document Number *Skywalker*

Rev	
FVT	

Date: Thursday, October 22, 2009 Sheet 8 of 56





FOXCONN PCEG


Title

CPU-3:FDI/PCIE/DMI


Size	Document Number	Rev
A3	Skywalker	EV1

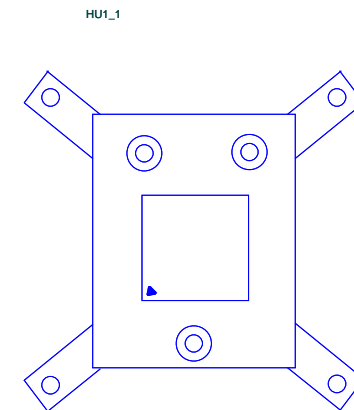

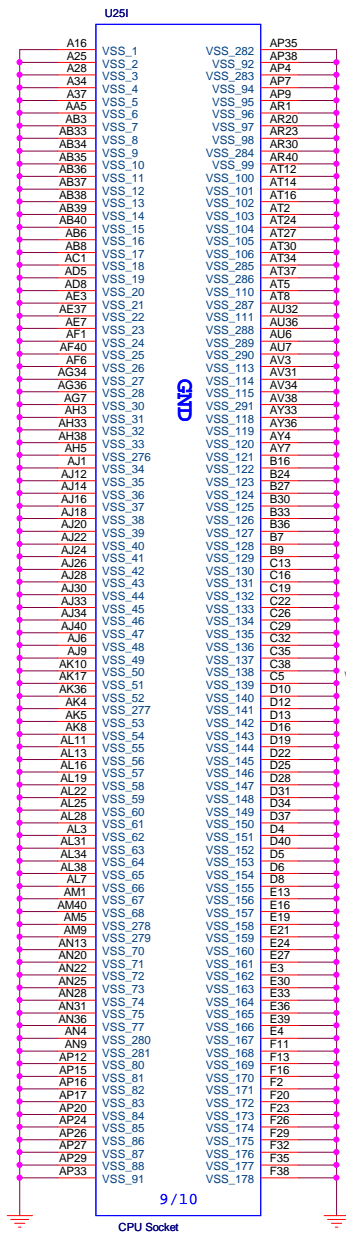
Date: Thursday, October 22, 2009

Sheet 9 of 56



 FOXCONN PCEG			
Title			
CPU-5:DDR3_CHB			
Size	Document Number	Rev	
A3	Skywalker	EVT	
Date:	Thursday, October 22, 2009	Sheet	11 of 56





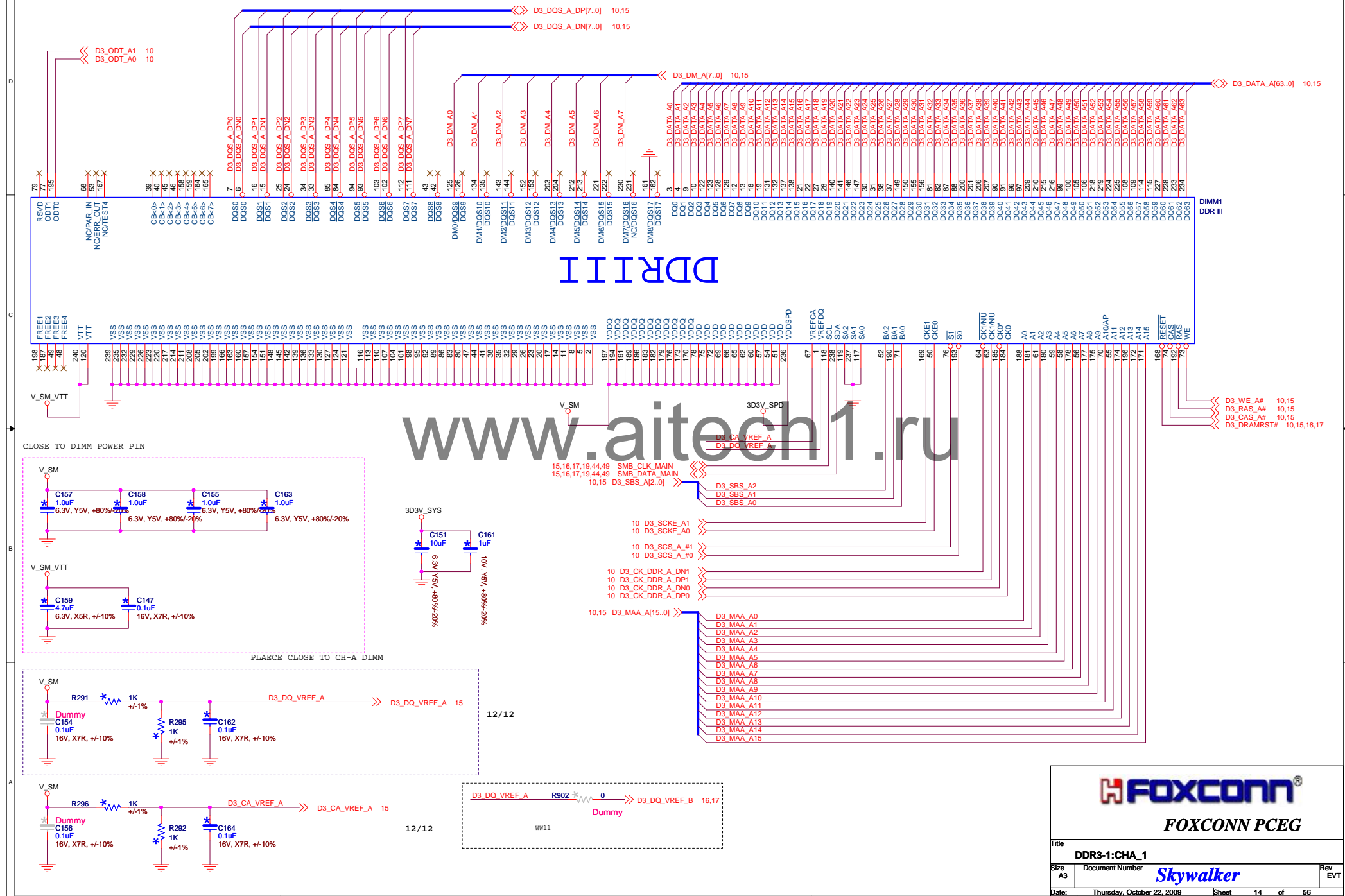
PT44A13-6401

FOXCONN


FOXCONN PCEG

Title			
CPU-7:GND			
Size	Document Number	Skywalker	
A3			Rev EVT
Date:	Thursday, October 22, 2009	Sheet	13 of 56


CHANNEL A BANK 1
SMB ADDRESS:000



CHANNEL A BANK 2
SMB ADDRESS:001



CHANNEL B BANK 1
SMB ADDRESS:010




FOXCONN
FOXCONN PCEG


Title: **DDR3-3:CHB_1**

Size A3 Document Number: **Skywalker** Rev EVT

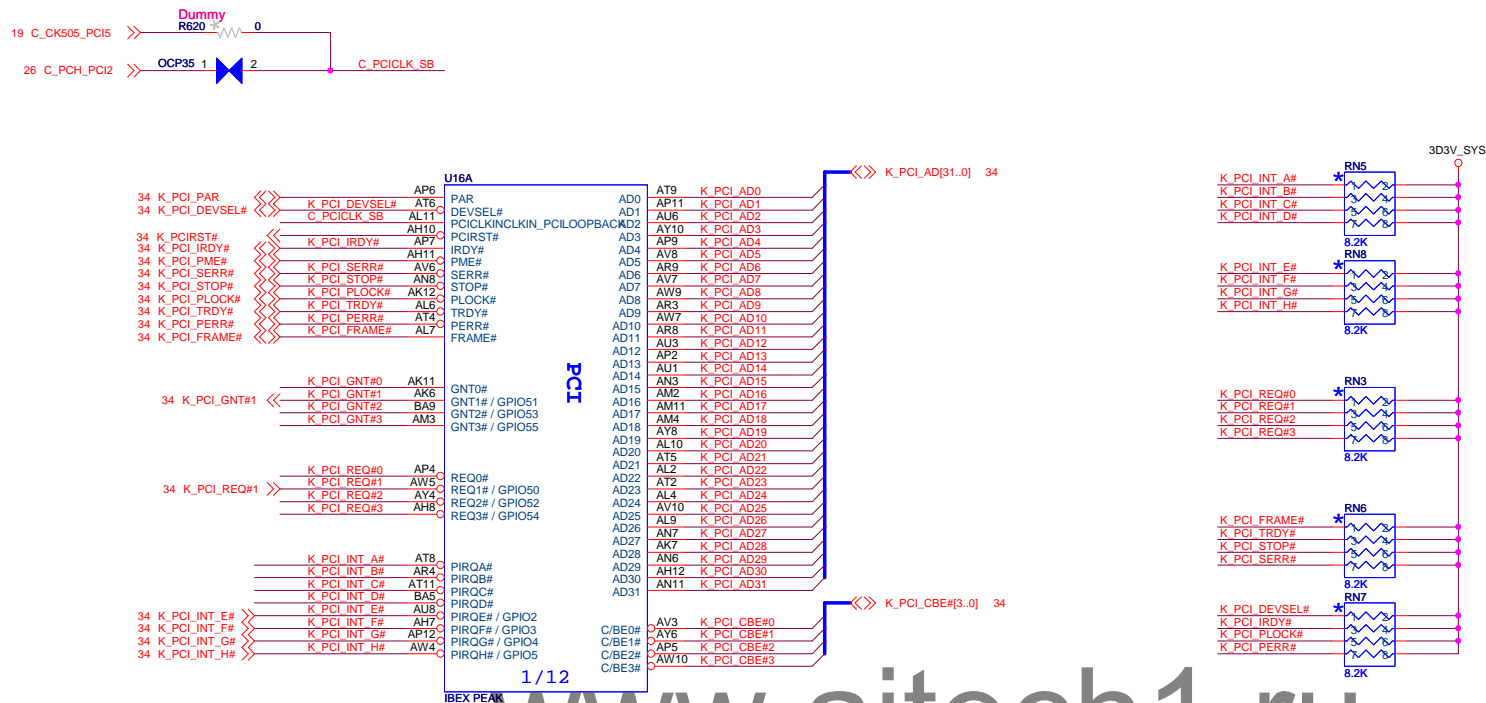
Date: Thursday, October 22, 2009 Sheet 16 of 56

CHANNEL B BANK 2
SMB ADDRESS:011



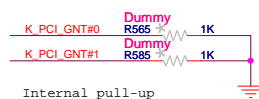






STRAP: Boot BIOSselect

BOOT DEVICE	GNT1	GNT0
LPC	0	0
PCI	0	1
NAND	1	0
SPI	1	1



A16(TOPBLOCK) SWAP OVERRIDE
OVERRIDE IF SAMPLED LOW





DMI AC COUPLING
FULL VOLTAGE MODE WHEN SAMPLED LOW

FOXCONN

FOXCONN PCEG

Title PCH-1:PCI			
Size A3	Document Number Skywalker	Rev EVT	
Date: Thursday, October 22, 2009	Sheet 20	of 56	





FOXCONN PCEG

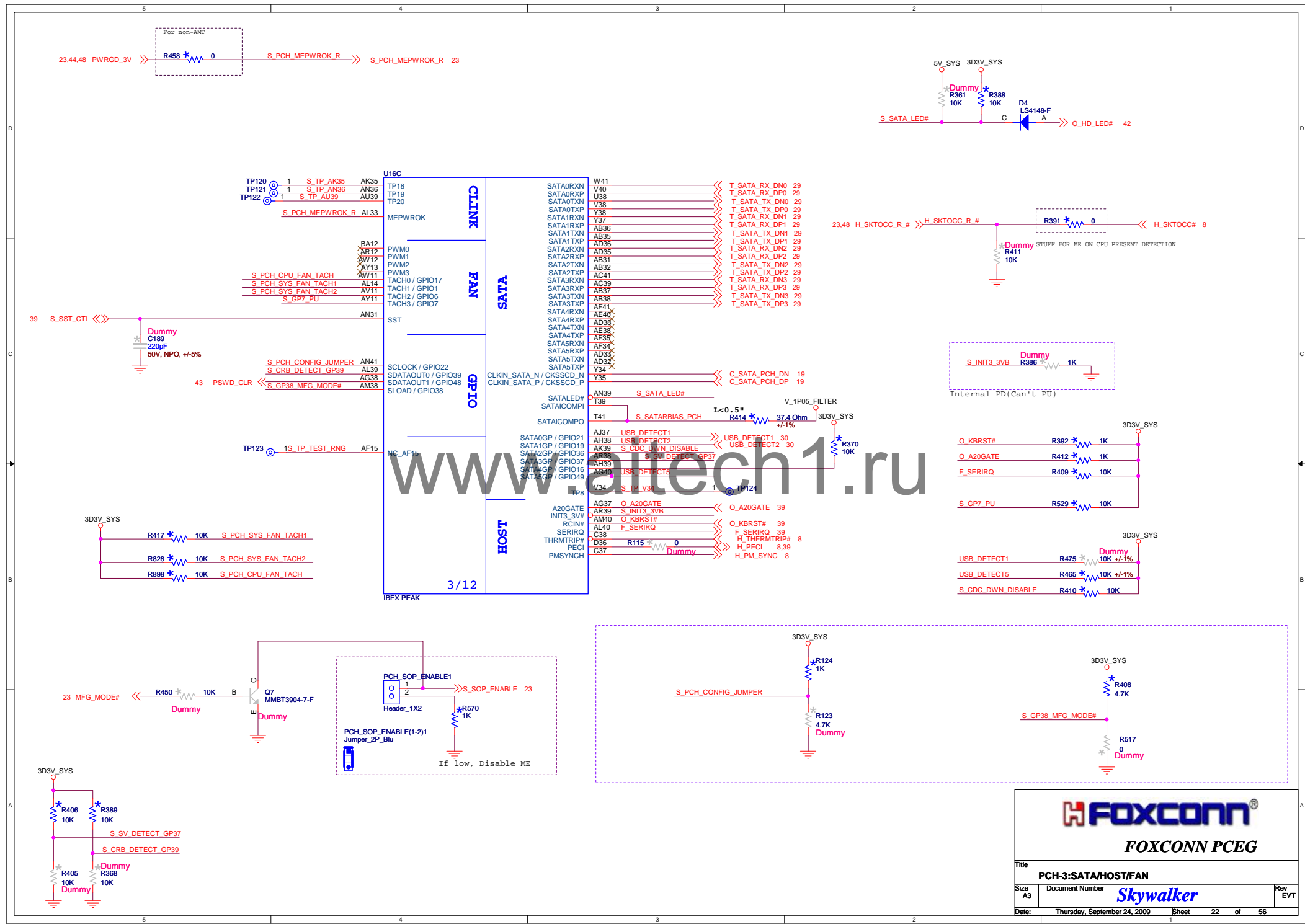
Title

PCH-2:DMI/PCIE/USB

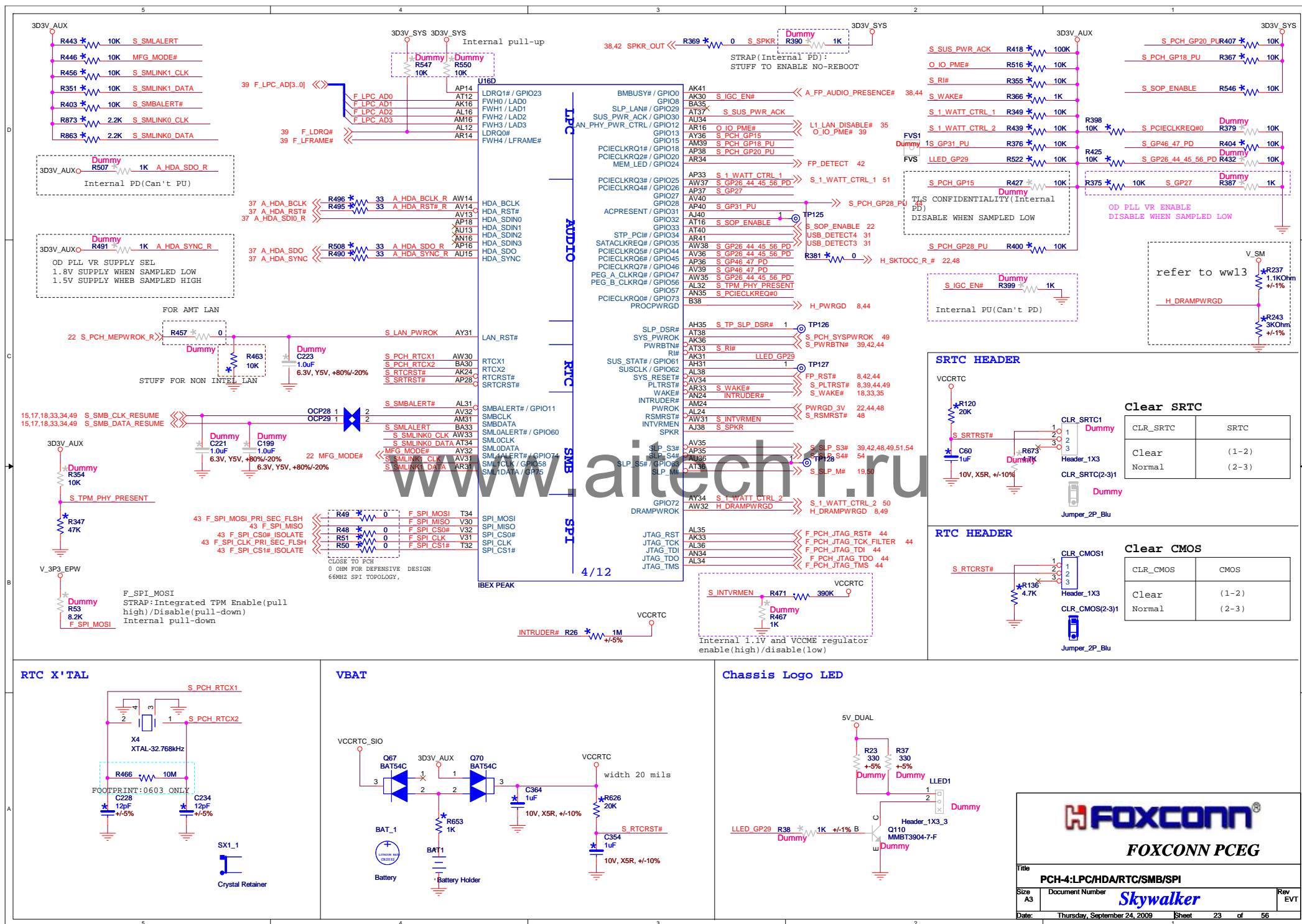
Size	Document Number	Rev
A3	Skywalker	EV1

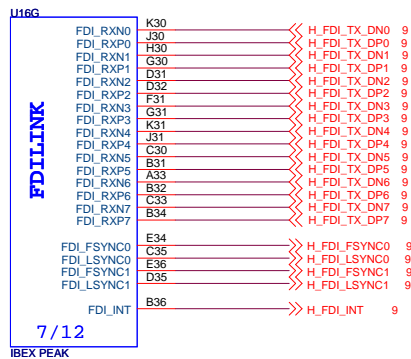
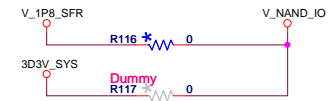
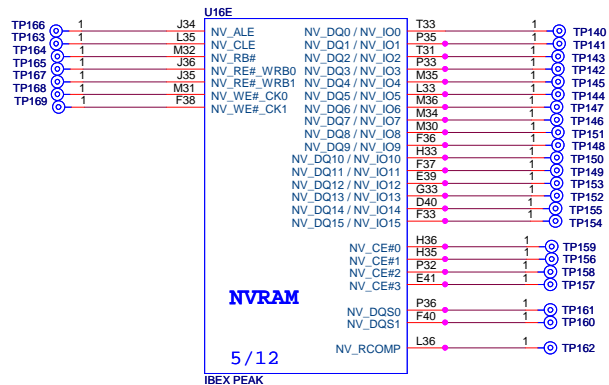
Date: Thursday, October 22, 2009


Sheet 21 of 56

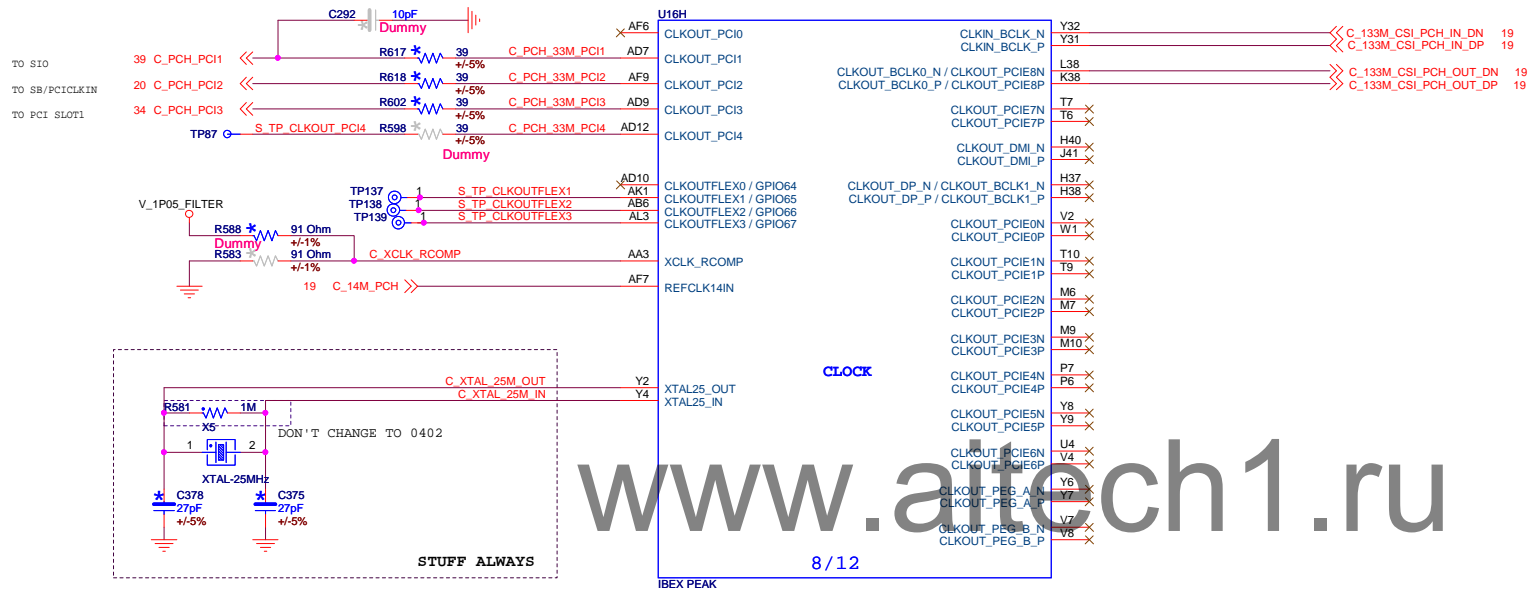


Title			
PCH-3:SATA/Host/FAN			
Size	Document Number	Rev	
A3	Skywalker	EVT	
Date:	Thursday, September 24, 2009	Sheet	22 of 56





		
FOXCONN PCEG		
Title: PCH-5:NVRAM/FDI		
Size: A3	Document Number: Skywalker	Rev: EVT
Date: Thursday, October 22, 2009	Sheet: 24	of 56



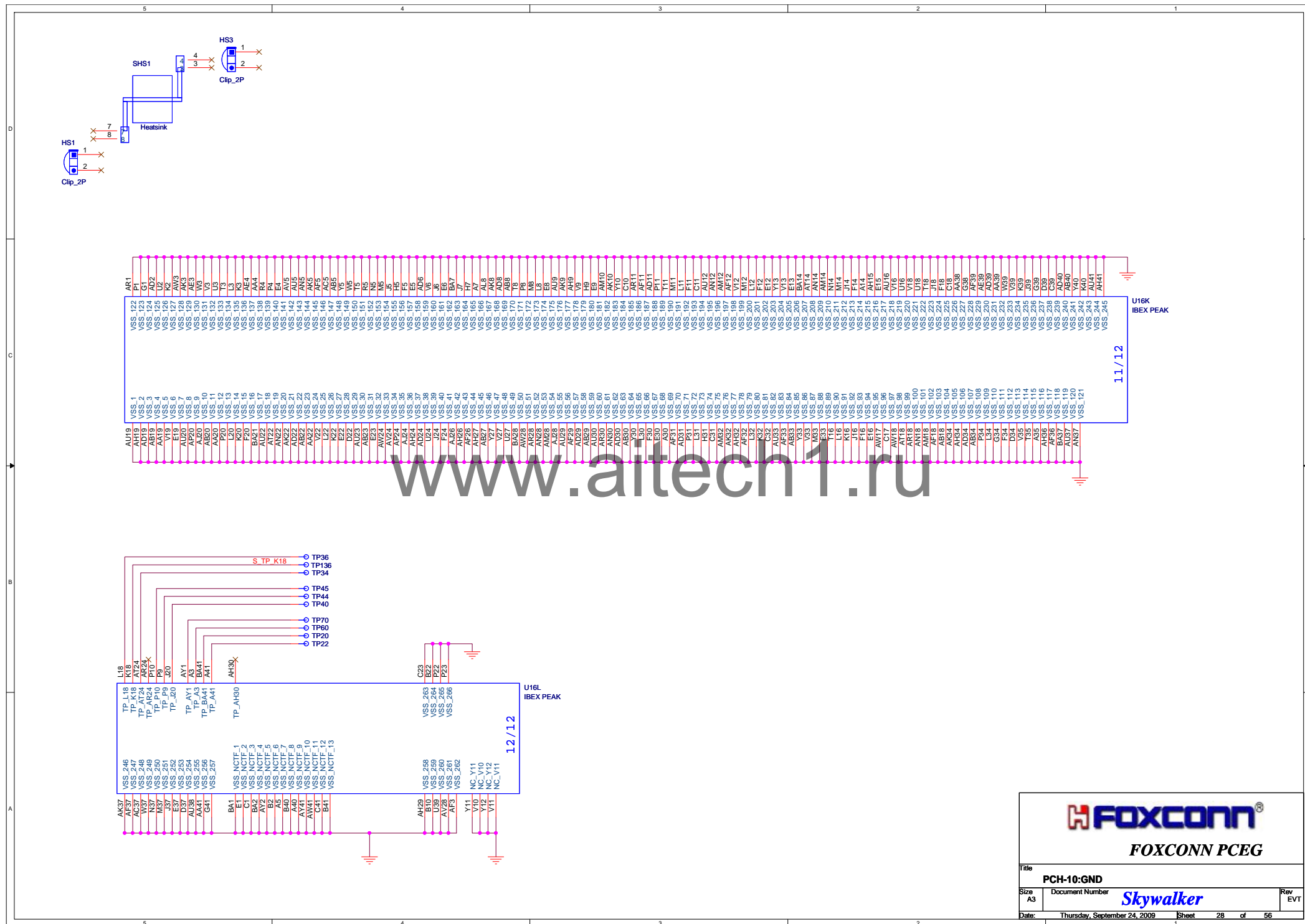
www.aitech1.ru

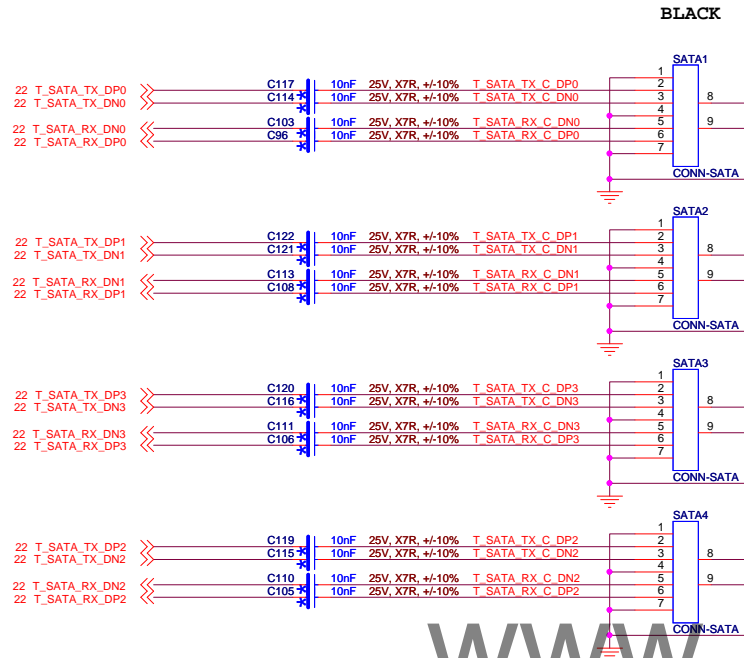


FOXCONN PCEG

Title			
PCH-8:CLOCK			
Size	Document Number	Rev	
A3	Skywalker	EVT	
Date:	Thursday, October 22, 2009	Sheet	26 of 56







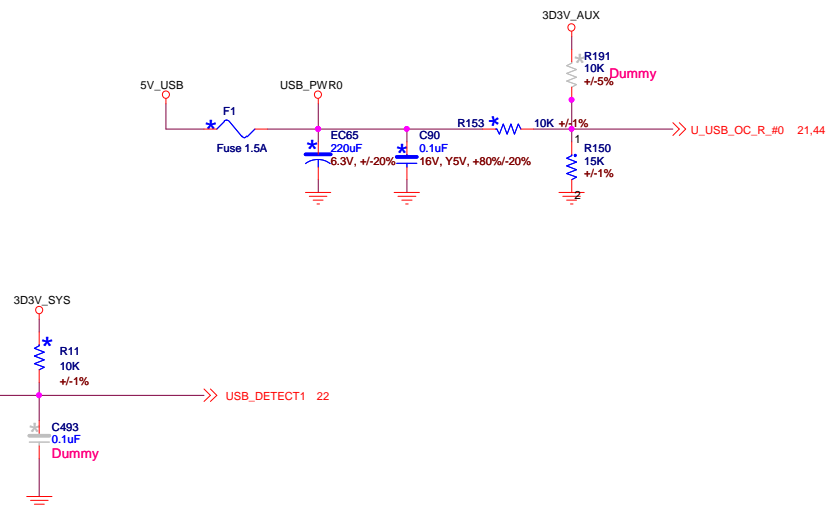
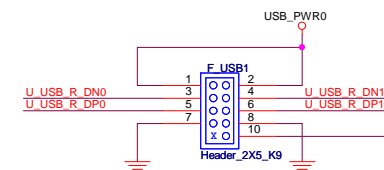
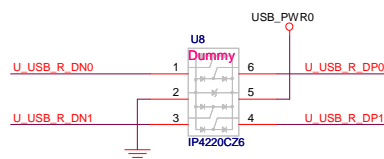
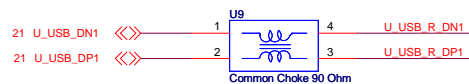
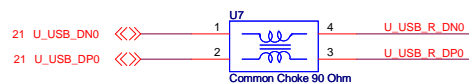
www.aitech1.ru



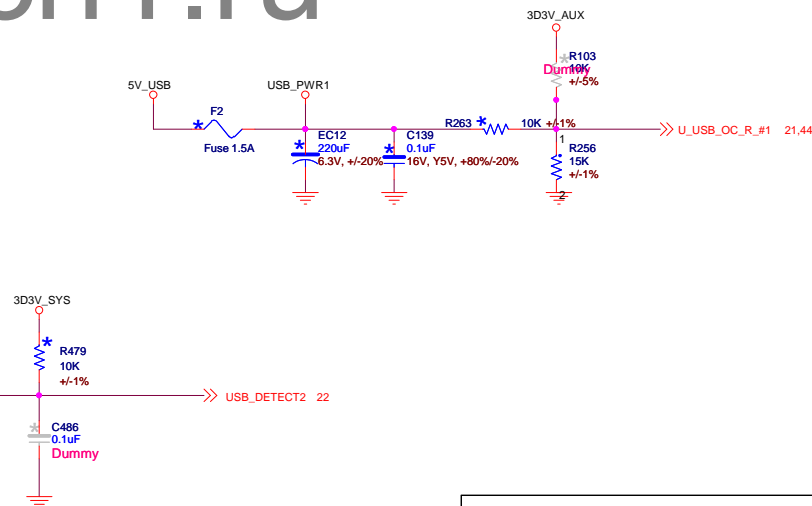
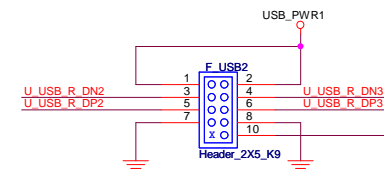
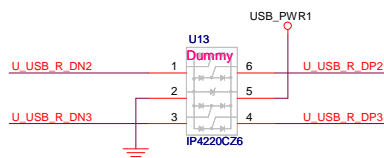
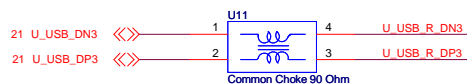
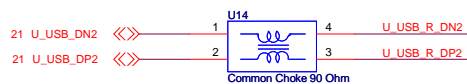
FOXCONN PCEG

Title		
SATA CONNECTOR		
Size	Document Number	Rev
A3	Skywalker	EVT
Date:	Thursday, October 22, 2009	Sheet 29 of 56

FRONT USB HEADER #1



FRONT USB HEADER #2

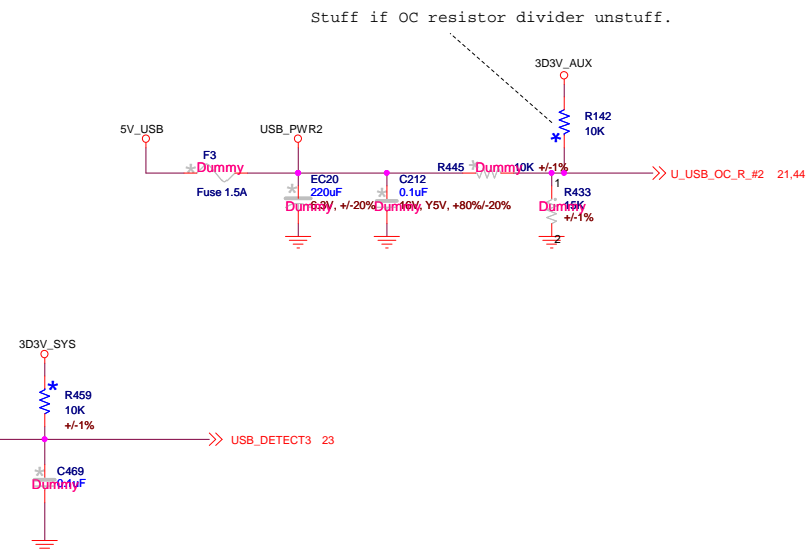
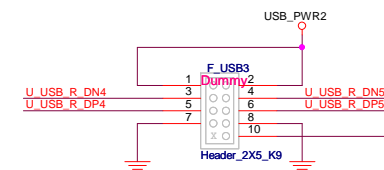
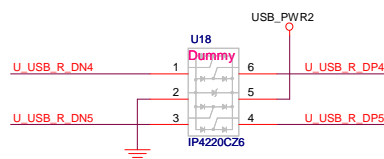
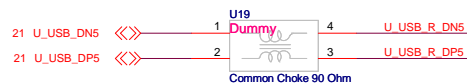
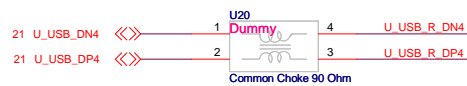


FOXCONN

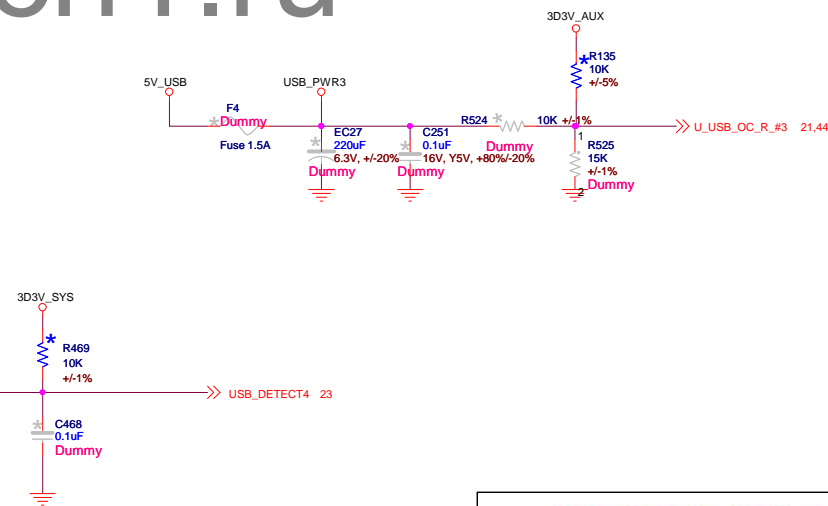
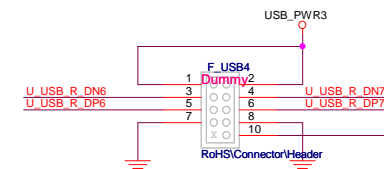
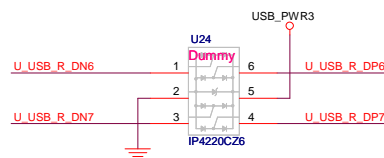
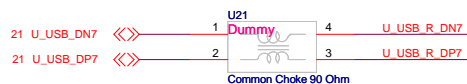
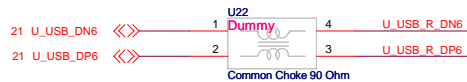
FOXCONN PCEG

Title		
USB-1:FRONT USB HEADER 1-2		
Size	Document Number	Rev
A3	Skywalker	EVT
Date:	Thursday, October 22, 2009	Sheet 30 of 56

FRONT USB HEADER #3



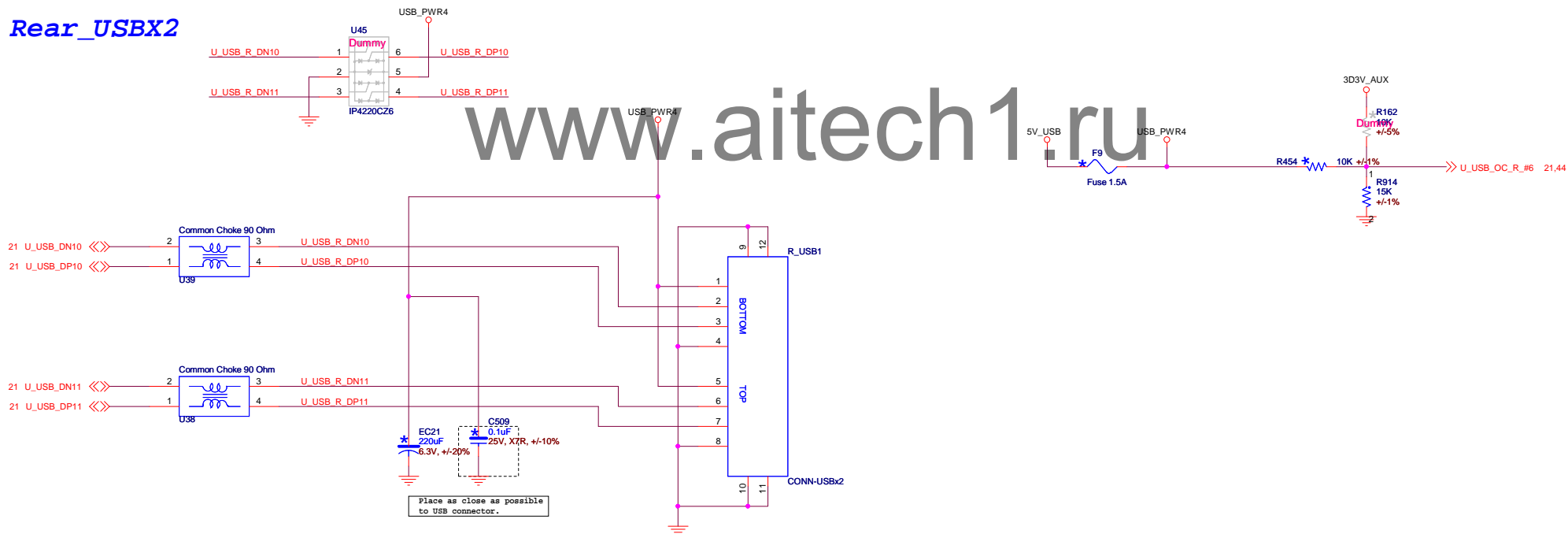
FRONT USB HEADER #4



FOXCONN PCEG

Title			
USB-2:FRONT USB HEADER 3-4			
Size A3	Document Number	<i>Skywalker</i>	Rev EY
Date:	Thursday, October 22, 2009	Sheet	31 of 56

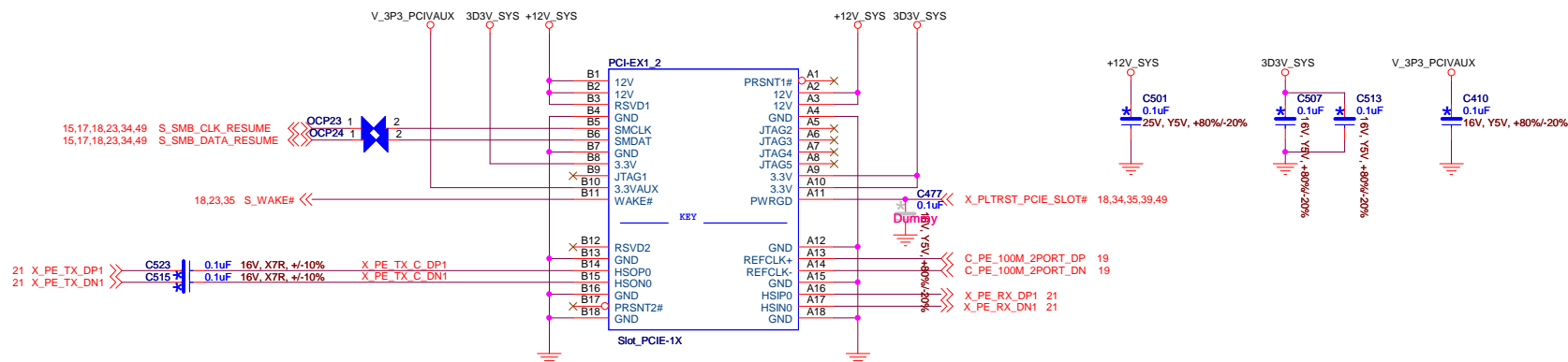
Rear_USBX2



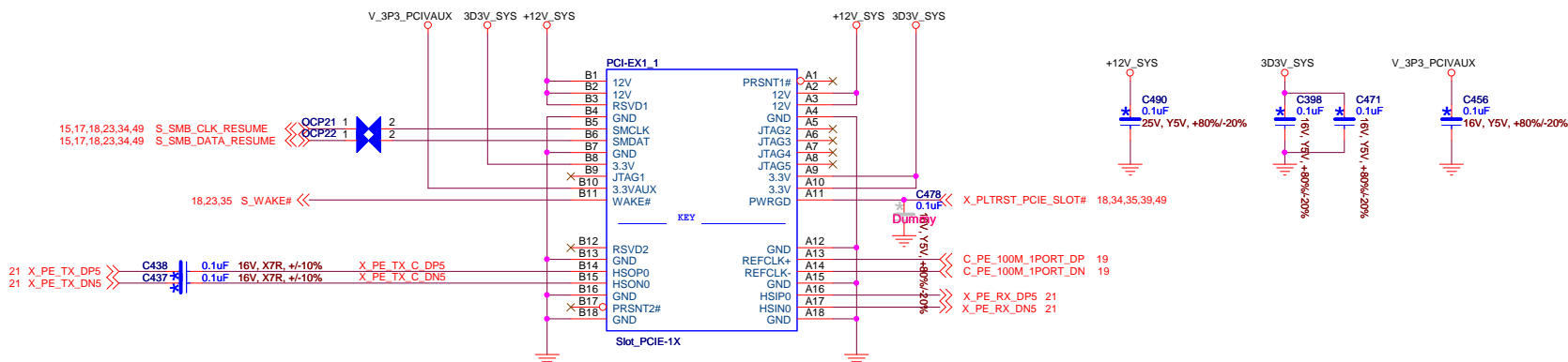
FOXCONN

FOXCONN PCEG

Title		
USB-3:Rear_USBX2		
Size	Document Number	Rev
A3	Skywalker	EVT
Date:	Thursday, October 22, 2009	Sheet 32 of 56



www.aitech1.ru

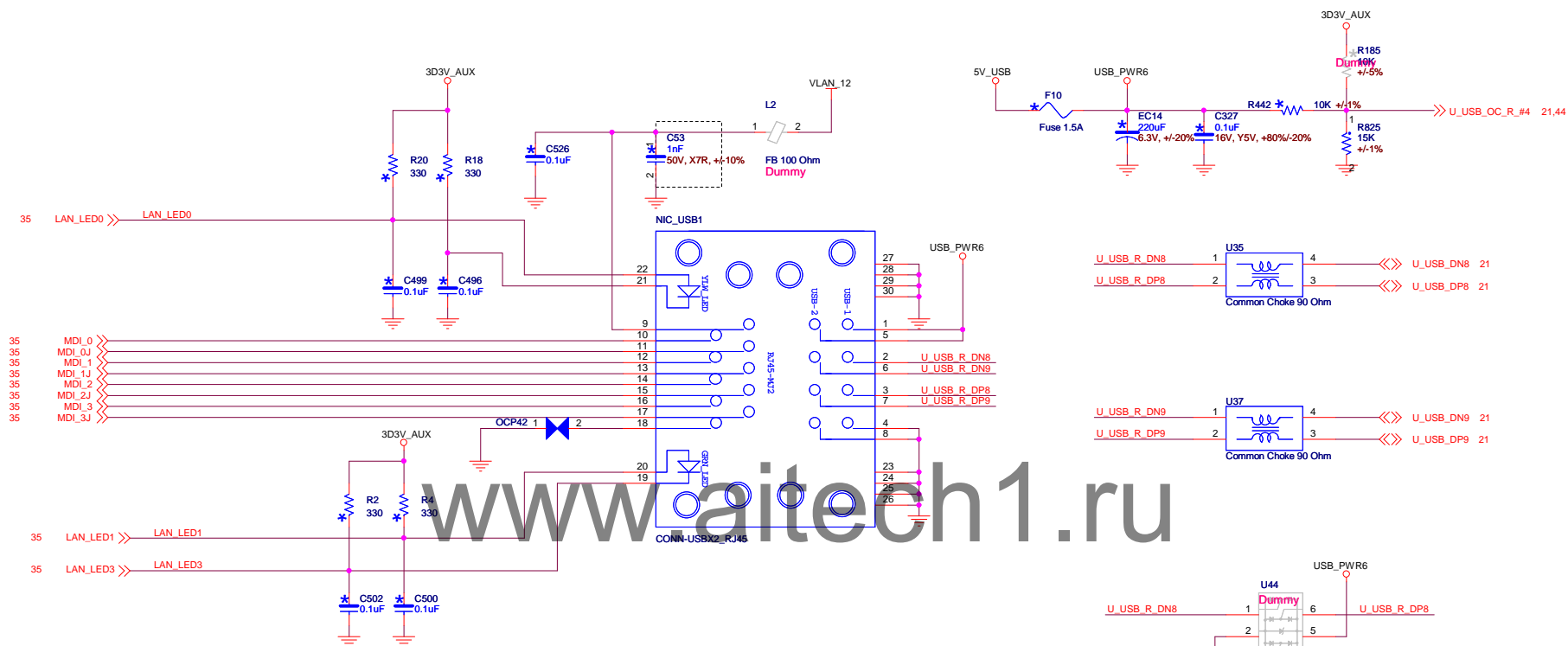


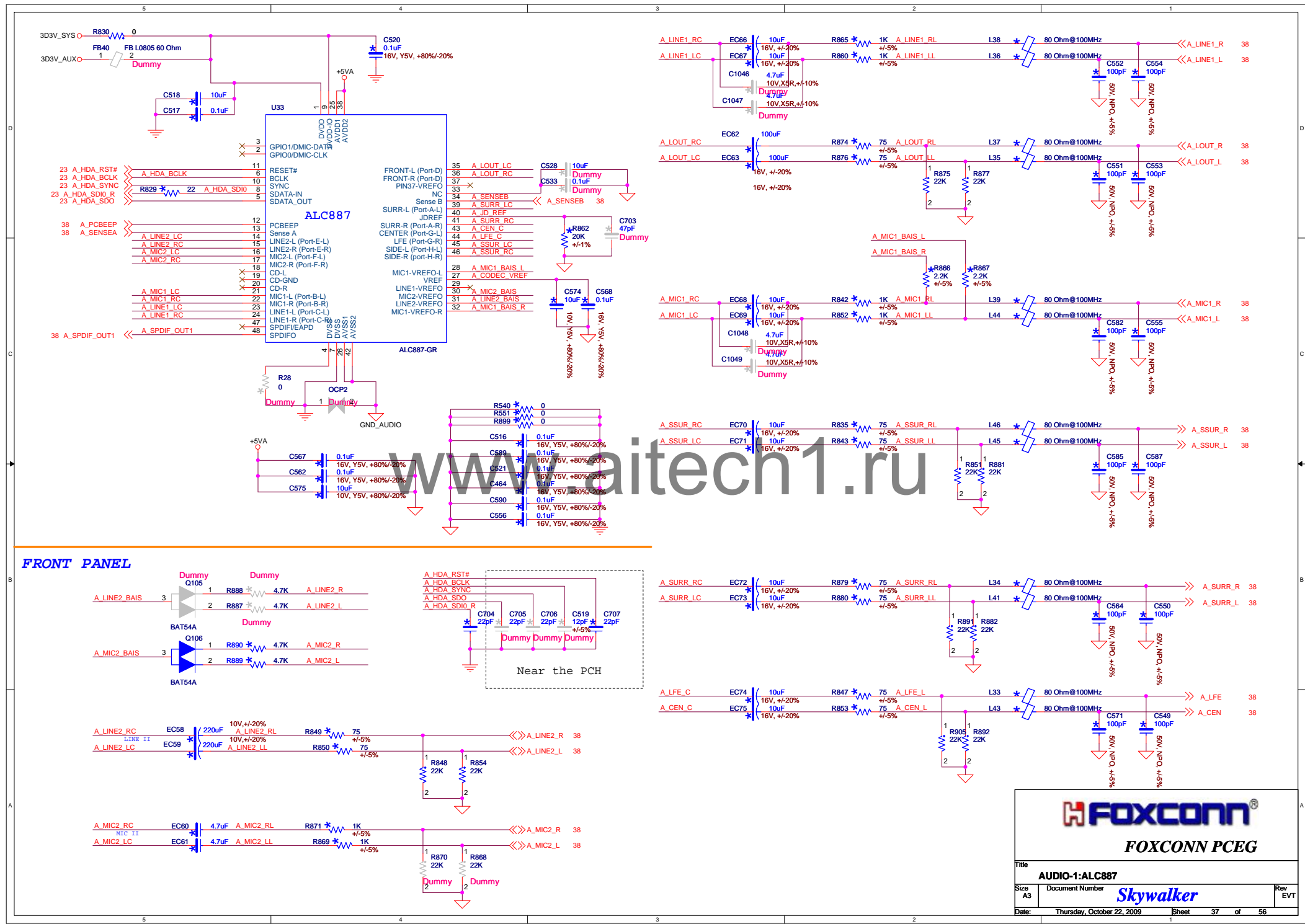
FOXCONN

FOXCONN PCEG

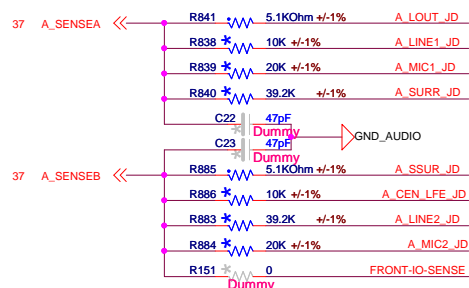
Title			
PCI-EX1 SLOT			
Size	Document Number	Rev	
A3	Skywalker	EVT	
Date:	Thursday, October 22, 2009	Sheet	33 of 56



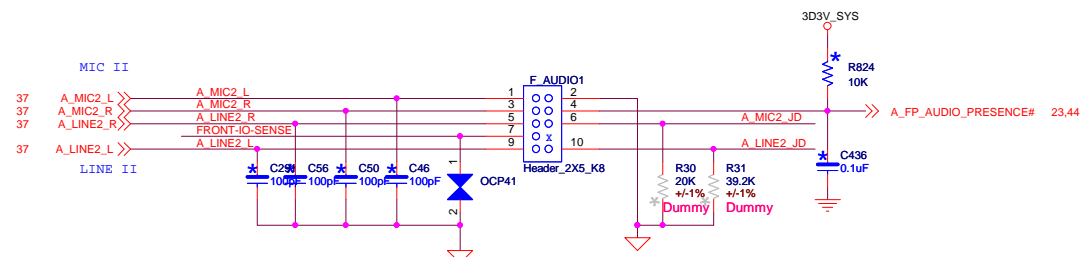




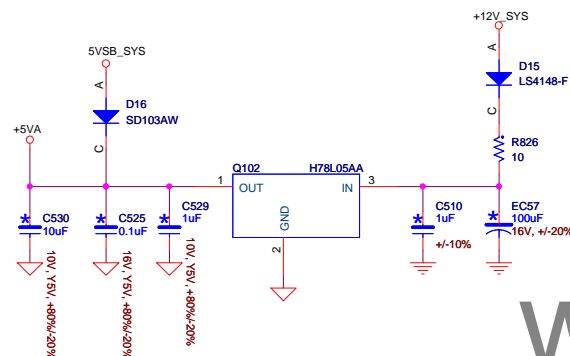
JACK SENSE



Front_Audio

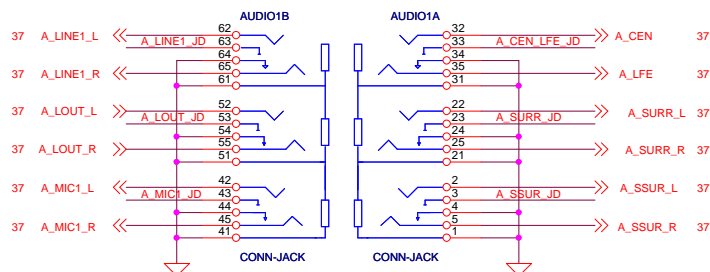


+5VA for AUDIO

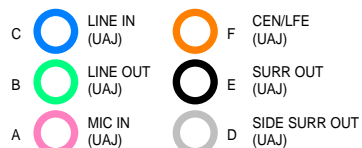


www.aitech1.ru

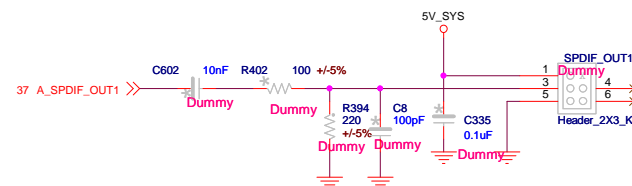
Audio Jack



Audio Jack



SPDIF OUT Header



PC BEEP



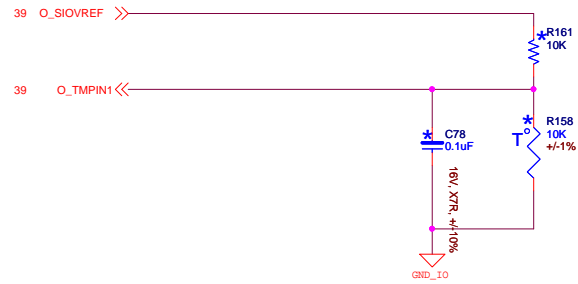
FOXCONN

FOXCONN PCEG

Title			
AUDIO-2:CONNECTOR			
Size	Document Number	Rev	
A3		EV1	
Date:	Thursday, October 22, 2009	Sheet	38 of 56

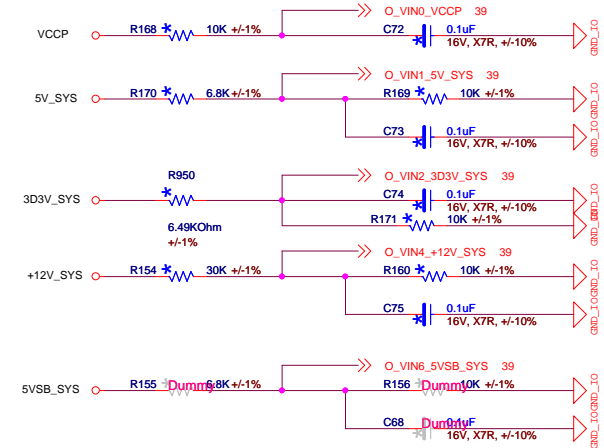


Temperature Monitor



Voltage Monitor

All parts close to SIO



www.aitech1.ru



FOXCONN PCEG

Title		
SIO-2:HW Monitor		
Size	Document Number	Rev
A3	Skywalker	EVT
Date:	Thursday, October 22, 2009	Sheet 40 of 56

5V SYS

R566
2.2K

39 CPU_FAN_CTRL >>

+12V SYS

R896
3.3K

D7
LS4148-F

+12V SYS

R911
15K

C64
47nF
Dummy

R909
6.2K Ohm
+/-1%

C59
10uF
16V X5R, +/-10%

CPU_FAN1

Header_1X4 FAN4P

+12V
CMD
GND
TACH

[illegible]

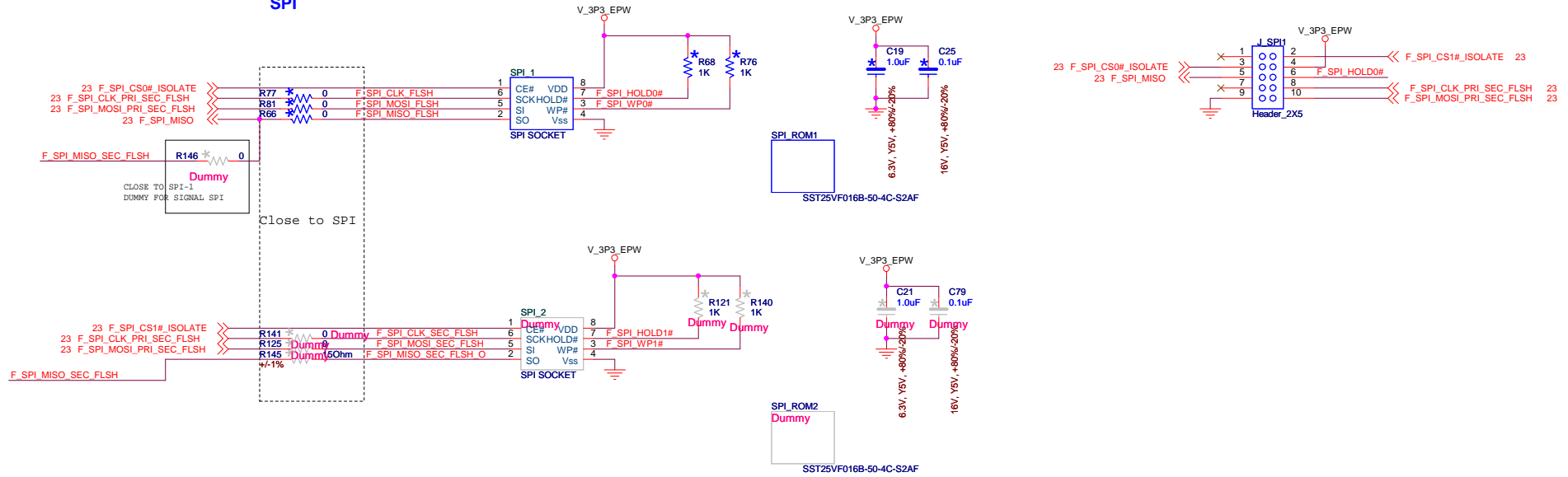
Document Number **Skywalker**

Date:

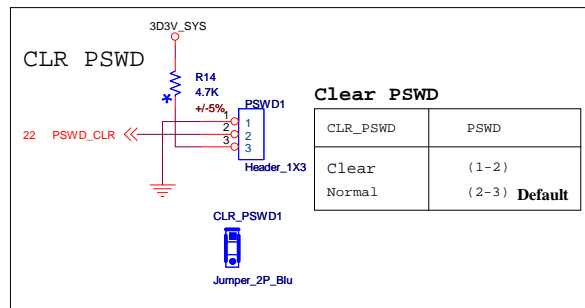
Date:

Date: Thursday, October 22, 2009 Sheet 41 of 56

SPI



www.aitech1.ru




FOXCONN

FOXCONN PCEG

Title		
SPI		
Size	Document Number	Rev
A3	Skywalker	EVT
Date:	Thursday, October 22, 2009	Sheet 43 of 56

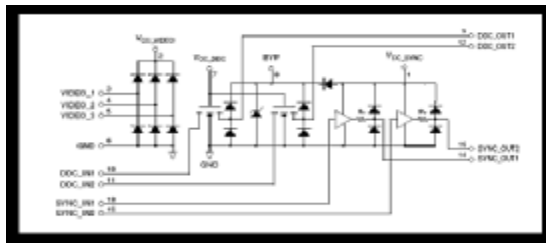
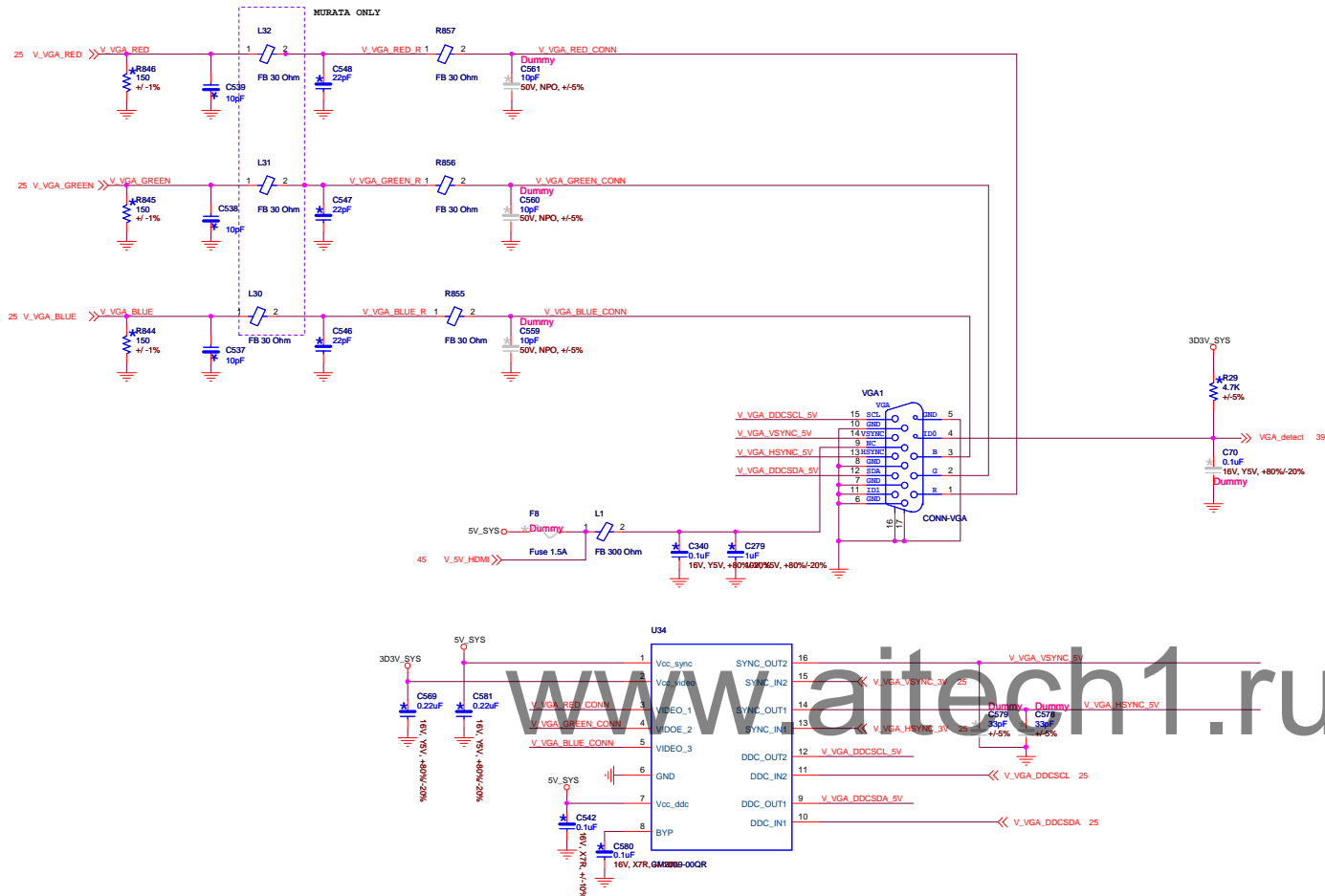
www.aitech1.ru



FOXCONN

FOXCONN PCEG

Title HDMI			
Size A3	Document Number Skywalker	Rev EVT	
Date: Thursday, October 22, 2009	Sheet 45	of 56	



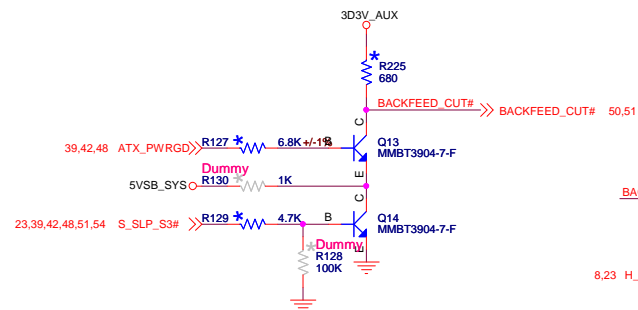
www.aitech1.ru



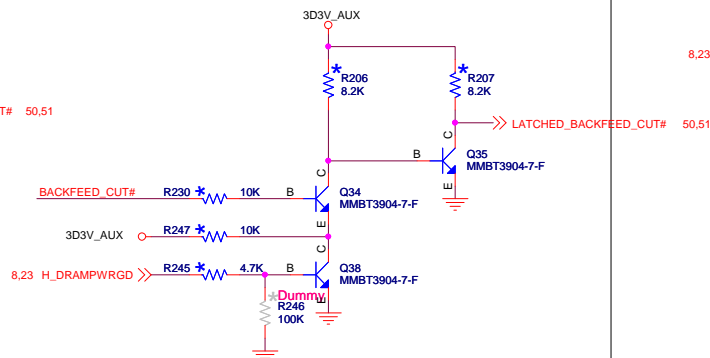
FOXCONN PCEG

Title			
Size A3	Document Number	<i>Skywalker</i>	Rev EVT
Date:	Thursday, September 24, 2009	Sheet	47 of 56

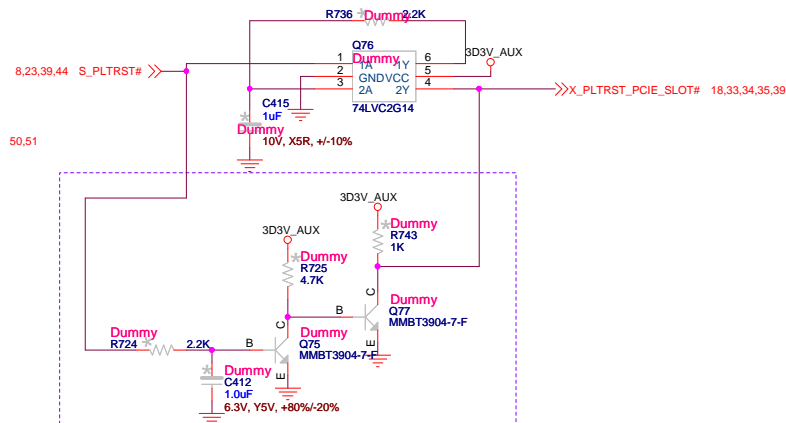
BACKFEED CUT



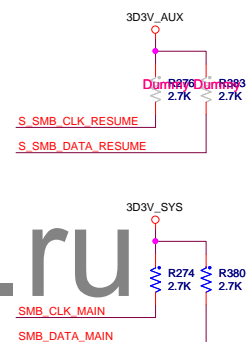
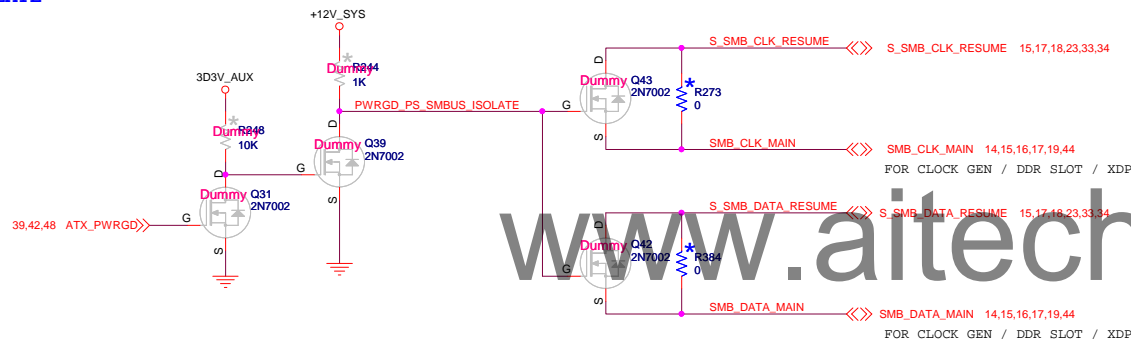
LATCHED BACKFEED CUT



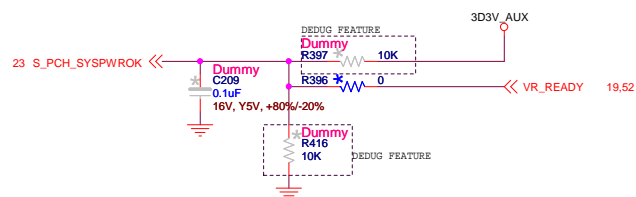
PCIE RESET



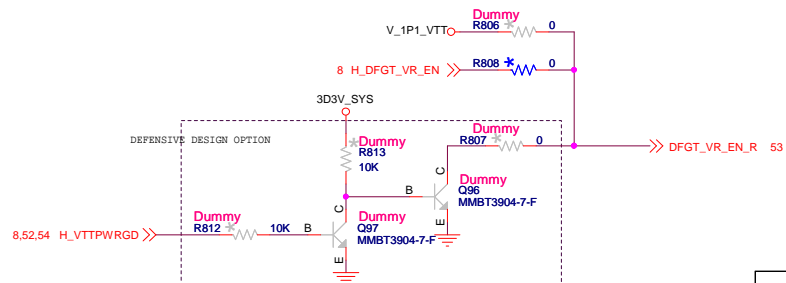
SMB ISOLATE



VR_READY DEFENSIVE (PCH POWEROK)



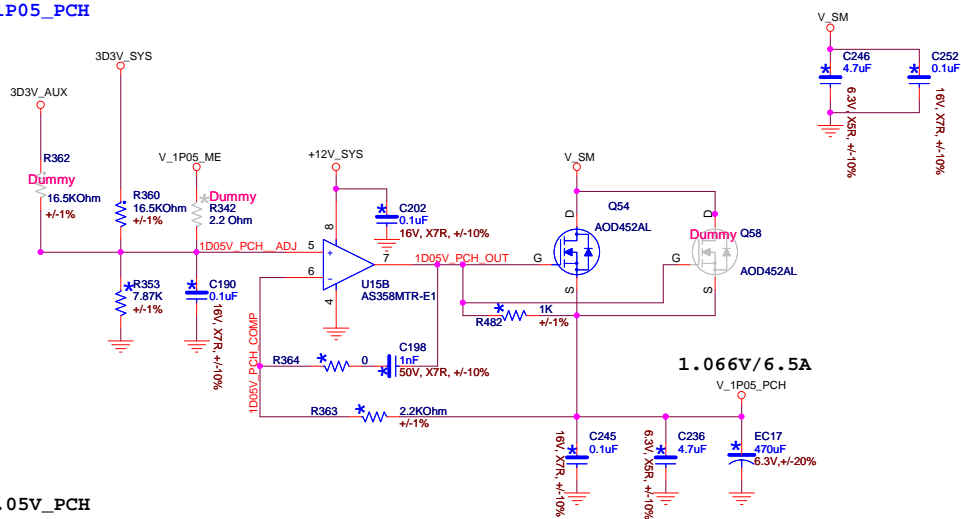
GFX VR ENABLE DEFENSIVE



FOXCONN PCEG

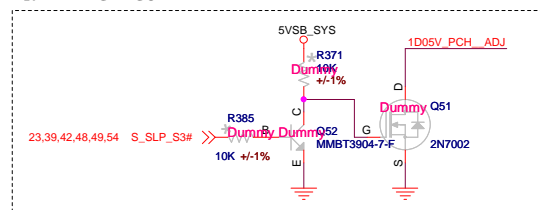
POWER SEQUENCE			
Title	Document Number	Skywalker	
Size A3	Rev	EVT	
Date:	Thursday, October 22, 2009	Sheet	49 of 56

V_1P05_PCH



1.05V_PCH

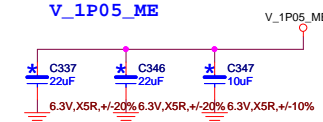
ENABLE CIRCUIT



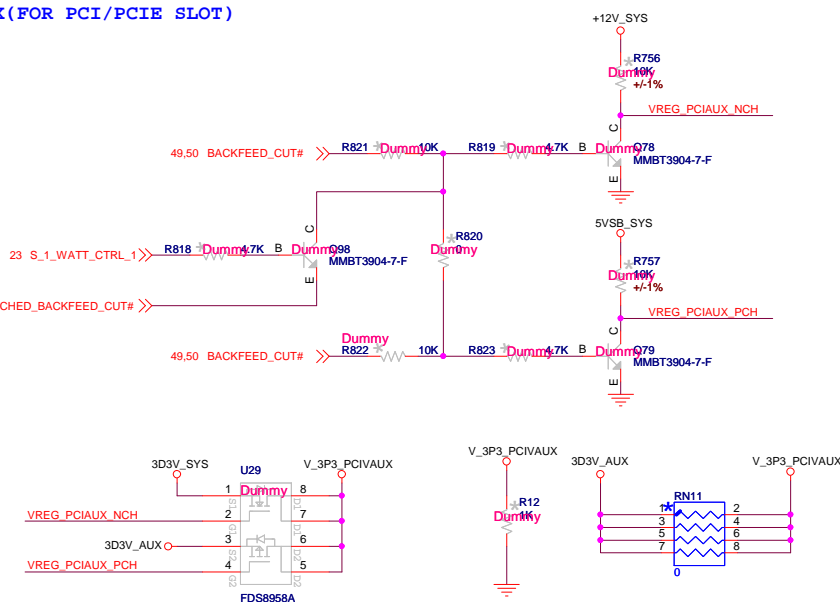
V_1P05_PCH V_1P05_ME

Power joined

V_1P05_ME



V_3P3_PCIVAU(X FOR PCI/PCIE SLOT)

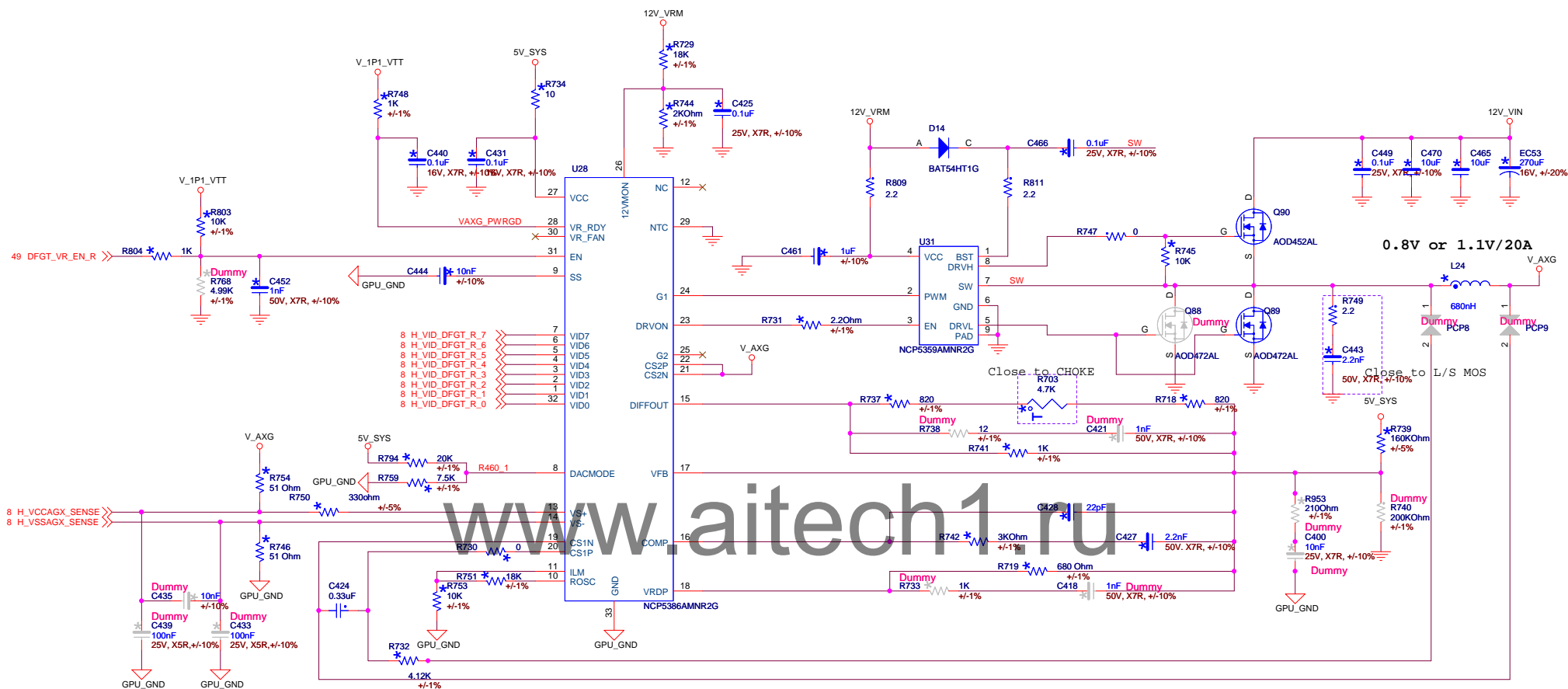


FOXCONN

FOXCONN PCEG

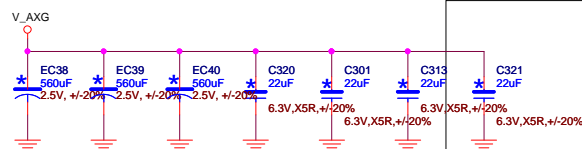
Title			
POWER-2:LINEAR POWER-2			
Size	Document Number	Rev	
A3		EVT	
Date:	Thursday, October 22, 2009	Sheet	51 of 56

VAXG(1.1V)

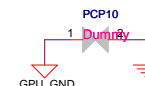


Fsw= ?kHz
OCP ~?A

V AXG OUTPUT CAP

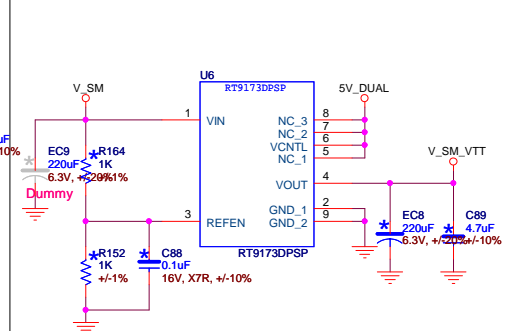
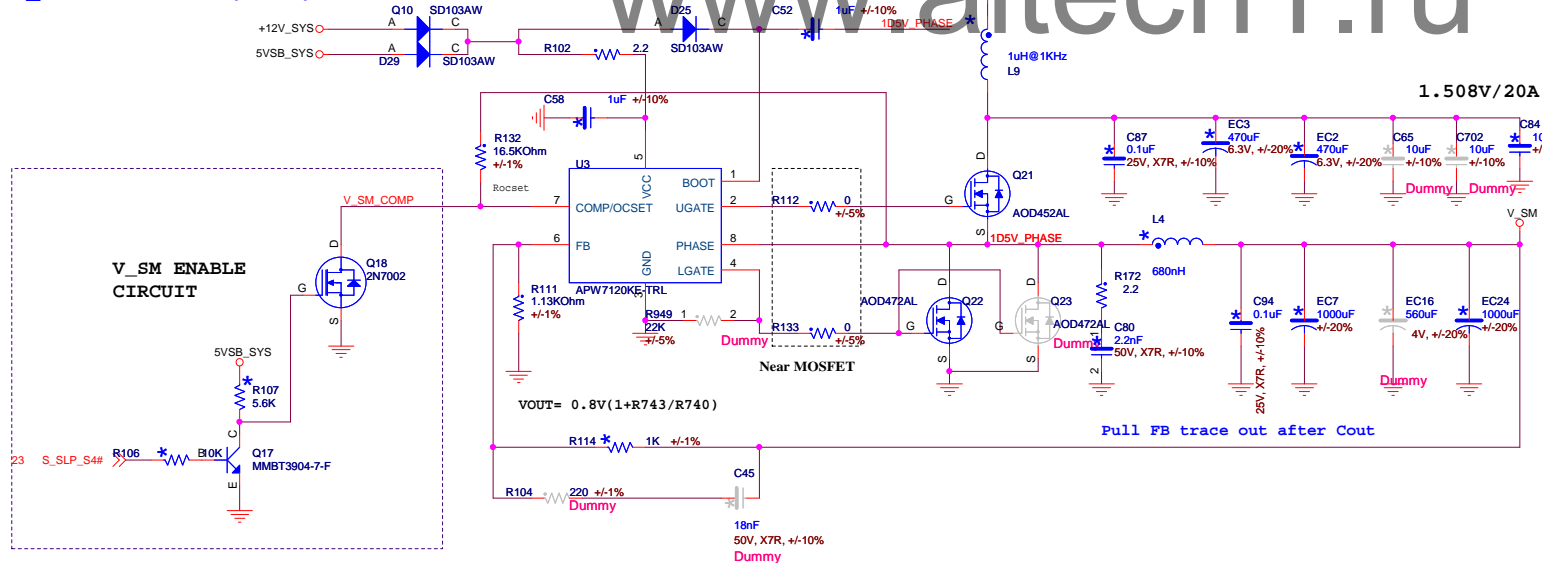
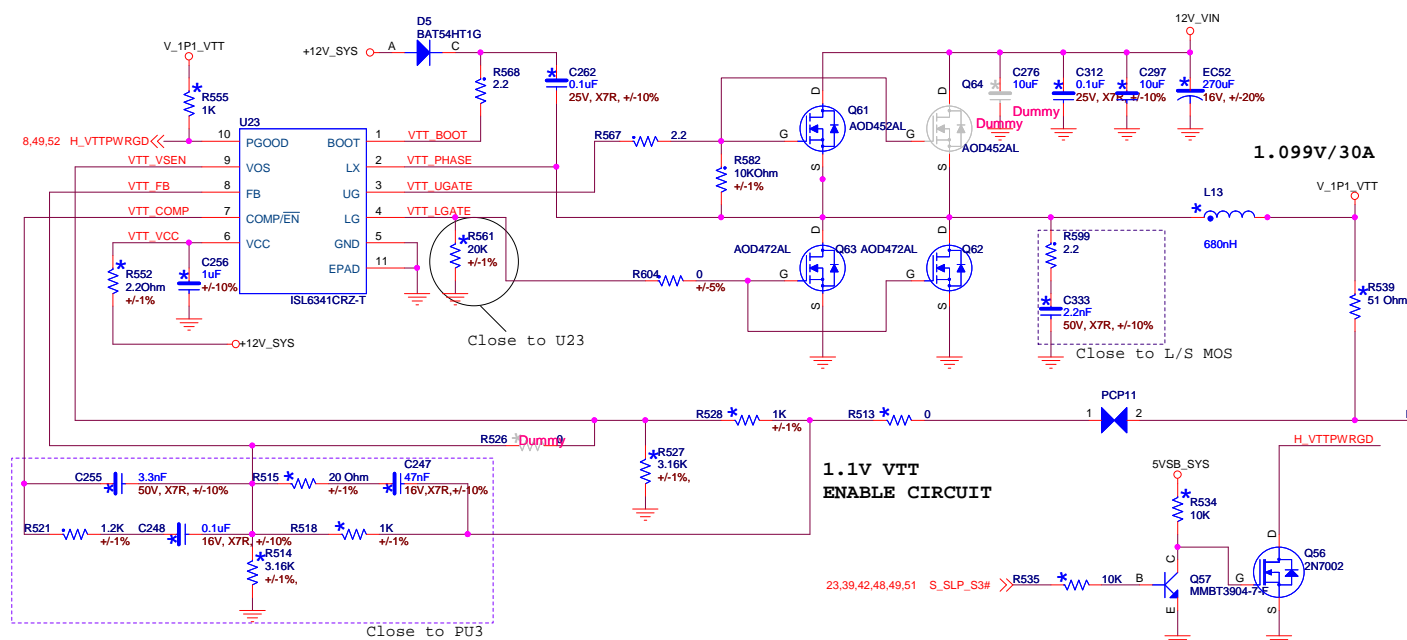


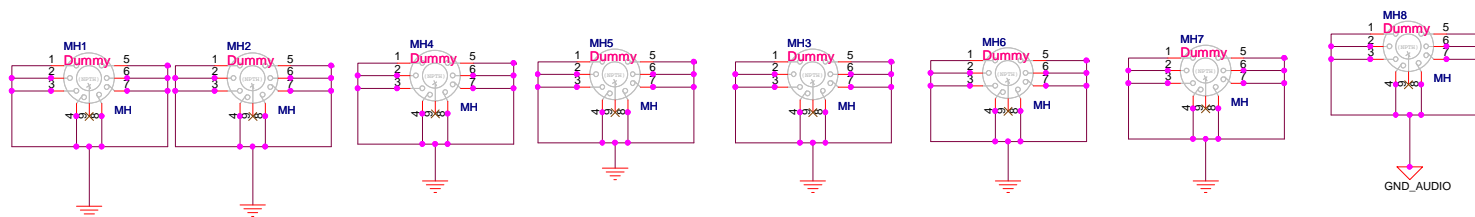
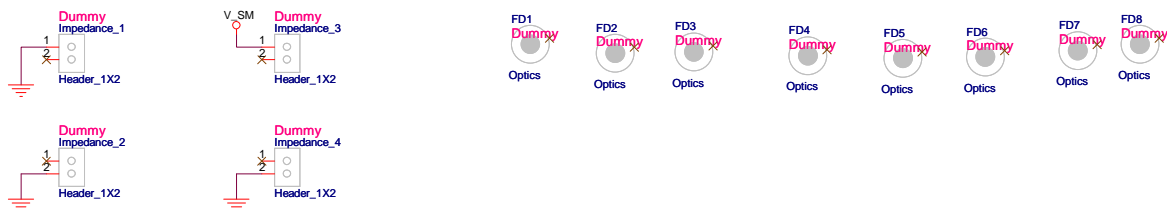
Lynnfield: C321 stuff
0ohm resistor



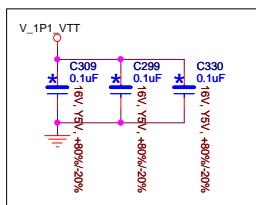
FOXCONN PCEG

Title			
POWER-4:VAXG			
Size A3	Document Number	<i>Skywalker</i>	Rev E
Date:	Thursday, October 22, 2009	Sheet 53 of 56	

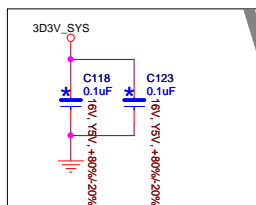




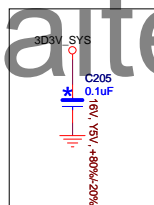
Stitch for DMI reference plane



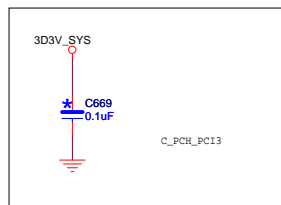
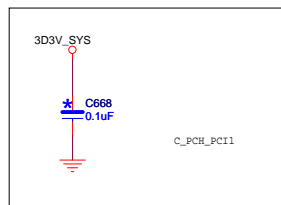
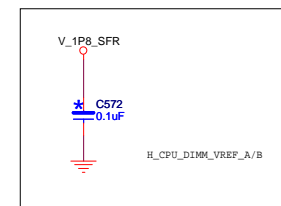
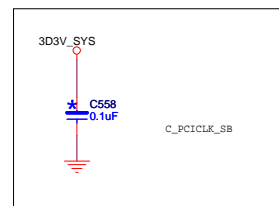
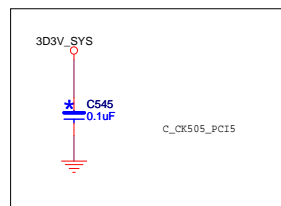
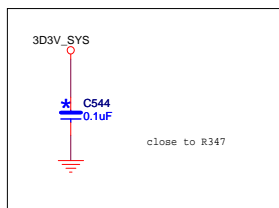
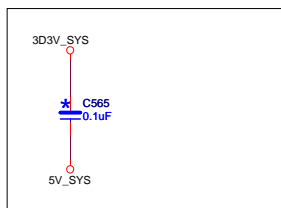
Stitch for 96M clock reference plane



Stitch for PCICLK



www.aitech1.ru



FOXCONN

FOXCONN PCEG

Title		
EMI		
Size	Document Number	Rev
A3	Skywalker	EVT
Date:	Thursday, September 24, 2009	Sheet 55 of 56

1. Add R109,R135 for COM Pull-high according to Vendor's check--20090722-Ivy
2. Add R950 for 3D3V_SYS HW Monitor according to Vendor's check--20090722-Ivy
3. delet F_USB5,R465,C459,U41,R829,R891,U32,R882,R881,F7,EC19,C401,R912,U42,R936--20090723-Ivy
4. Remove 1394 function,so all the components in page 47--"1394_VT6315N(Reserved) "are deleted--20090723-Ivy
5. Remove 1394 function,so delet R257,R261--20090723-Ivy
6. Add R851,R881,R891,R882,R905,R892 according to Vendor's check--20090724-Ivy
7. change R824--8.2K to 10K according to Vendor's check--20090724-Ivy
8. add R72---20090724--Ivy
9. Change EC8 (1000uf) to 621100A00-013-G(220uF)
10. Dummy EC9,U43
11. Dummy U35,U37,U38,U39,U21,U22,U11,U14 and reserve R893,R894,R895,R920,R861,R864,R872,R878,R541,R542,R543,R544,R305,R309,R313,R319
- 12.Dummy R662,R654,add copper OCP4,OCP5
- 13.change the connection of net "H_SKTOCC_R_#" according to intel WW29 MOW--20090728-Ivy
- 14.add PCIRST filter cap C495,C477,C478,C473,C573
- 15.Change HU1_1 from PT44A11-6401 to PT44A13-6401
- 16.Change PCI-E1_16X1 from 2EG78217-22DL-4F to 2EG48211-27DL-4F
- 17.Change HDMI1 from QJ11193-FFB1-7F to QJ11191-WFB3-4F
- 18.Change NIC_USB1 from JFM38U1B-2NK1-4F to JFM38U1B-FN01-4F
- 19.Change EC58,EC59 from 16ZLH220MEFCT16.3X11 to EKRGL00ETD221MF09D
- 20.Change L26,L27,L28 from LR4332-R30LU to CCI109-R30L-N
- 21.delet OCP42,OCP43 change to R182,R167--20090806
- 20.DELET R951,R952,add R362-20090806
23. ADD PCH-NVRAM OCP.....
24. Change R191 from dummy to reserved-20090806
25. Add VGA ESD Colay
26. Change R72 to 5.6k, R72 and r80 Divide 5V to 3.3v , add r179
26. Change PLTRST_PCIE_SLOT# net topology

 FOXCONN PCEG			
Title			
BLANK			
Size A3	Document Number <i>Skywalker</i>	Rev EVT	
Date:	Thursday, September 24, 2009	Sheet	56 of 56